



EXPO 2008



18th - 19th July The van limps to Austria

Ice-man, Maverick, Goose, Jester and Jukebomb (Edwin, Pete, Tony, Dijke, Kathryn) drive Tony's car + Natalia's van in convoy across Europe; a highly efficient military style operation using walkie-talkies to juggle drivers.

2am: We jump start the van: headlights had been getting dim; it wouldn't start at the service station. Nat's spare battery also flat!

6am: We jump start the van: This time after pushing it backwards out of a ^{petrol} ~~service~~ station. Hmm, why does the speedometer stop working when you press the brake pedal?

2pm: We jump start the van: Speeds now oscillate when we indicate! Lights and wipers no longer work and it's raining! Luckily, car-mechanic Dijke spots the alternator cable hanging loose - hooray, it's fixed!

The rest of the journey: roads now filled choc-a-bloc with dutch caravans.

20th - 23rd of July Hausbühle Edwin, Pete, Jess.

Things we did right: ① 2004-234-10B pushed through squeeze bit into oven. Ratchet bottom is TT, climbed up to top of oven where a QM-C goes off to one side. Ahead a passage ends after 10m in a small choked chamber.

- ② Rigged down to the bottom of Kidney pitch.
- ③ Put a rope on the traverse before Tacklesock Blues.

Things we did wrong:

- ① Rigged off the spit "to be pointed out to novices as an example of how not to place spits"
- ② Placed 2 unusable hitches above a climb that doesn't actually need rigging
- ③ Had my stop on a rope that wasn't actually attached to my anchors (ask Pete about this)
- ④ Didn't rig the climb above the pitch that "should really be rigged, given there's a 20m pitch below it."
- ⑤ Ran out of rope - might try reading the description more closely next time. TIC 6.5 hours

17th-18th July From Arctic to Austria Nial

The sun was shining and it was a lovely 5°C when I left Longyearbyen. Unfortunately I fell asleep on the plane and missed the breakfast that was served. I had a 17 hour wait in Oslo airport before my flight to Salzburg. Mostly I tried to sleep but that was quite hard since I was sat next to a Canadian guy who was explaining to 3 young American girls that he was the manager of Black Sabbath - not sure I believed him, but the girls obviously did. I arrived in Bad Aussee station just as it started to rain and got very wet walking to the guesthouse. Beer and food at Hilde's made it all worth while though.

23rd July

High Hopes rigging

Nial + Edwin

Short trip to rig into High Hopes (cresta run) from 204e entrance. Not quite enough rope to reach the C lead in toothless but had a quick look at the A lead in High Hopes - looks quite promising. Headed out via Helter Skelter and Boulder Crater → much quicker but quite exhausting!

T.U. = 3hrs

24th July

High Hopes Pushing

Nial, Tony, Dike, Kathryn and Martin J

Whilst Kathryn showed Martin around the upper levels of 204, Dike added an extra bolt to the climb/pitch in cresta run and Tony and I began bolting OS-45C. When the others caught up with us, Dike and Martin bolted down OS-62A. Both leads end in a wide slanted rift filled with lots of loose rocks. To the left, the rift leads into a sandy passage which has a strong draft. To the right, a dig through loose boulders led to larger passage. A stream enters from above almost certainly coming down from OS-42?? although no attempt has been made to establish a light connection yet. The stream exits the passage down a slot in the floor which appears to lead to a ~40m pitch. Stepping across the slot leads to a large upward sloping mud ramp which ends at a large 40-50m pitch which we are hoping to belt on our next trip.

26-27th July ~~FRANK Tully~~ Trip to expo

FRANK Tully
Julian Todd
Steve Jones

Ferry 16:20 See France - become I was
'the cheapest!'

Boris's section was ill on Friday so
was pleasantly surprised when he had got ^{much} better
when I picked him up. (Spore driver is useful)
Got ferry OK and drove until 03:00ish
(German time). Stopped for 4 hours trip somewhere
near Wernberg. From road at back of service,
arrived at Beckhills' 11:00 ish.

Filled up Bristol	57667	
Filled up Belgium	58050	38-728
Filled up Reid	58543	39-426
Arrival BA	58634	

In summary its a lot easier drive if we get
the 16:00 ish ferry - arrive in good time
for carry up on Sunday and not too knockhead
will be doing this again if possible.

2008-07-24
==2008-07-22|walk to top camp and Keith's first underground trip in Austria|Aaron & Keith==

Left base camp around 10am. Keith drove Natalie's van up toll road. Stopped for coffee in the Bergrestaurant and then headed off into the clag. Low visibility but no rain. Arrived at empty top camp about 3 hours later. I checked the callout book which had a callout for Nial and Edwin- 11pm on 21st Aug. Although technically I should have called the rescue, common sense prevailed. I checked the phone which had a sent message from Natalie to base camp saying everyone had walked down.

Eventually, Ollie and Natalie showed up having rigged to within 10m of the bottom of tunnocks entrance due to rope miscalculation. I fumed about the uncanceled callout and premature text. O and N returned to Tunnocks to finish the job.

Keith and I got suited up for a 204E trip, and Nial & team Cresta showed up as we were on our way out. Again I ranted about callouts, and then the others caught me red handed as I proceeded to walk off without leaving one myself. Whoops.

The pitch went fine, Keith had no trouble with the rebelay or deviations. He had done vertical caving some 30 years earlier in the USA, and I had given him one four hour tree training session in Sweden before leaving for Expo. I went down first and waited at the ledge by the rebelay to watch him closely there but he required no assistance.

Once at the bottom, I nipped to CSB where to my excitement I was greeted by the flashing red led of the datalogger, still chugging along since over a year earlier. I downloaded the data, which was 89% of the memory capacity. Headed back to Keith and he was ready to head back up so I let him go first. He told me many times how much he was enjoying the prussik and the pitch.

T/U 3h 4h
2008-07-25
==2008-07-23|Keith's second underground trip|Aaron & Keith==

The next day, Keith woke up keen to do more caving and we agreed to do E again and this time have a proper tourist trip, maybe heading to D. On the way into the entrance I caught a glimpse of his central mallion and noticed his stop was not on it, and asked him if he had it with him. He said yes, so I figured he was keeping it on his gear loop so it wouldn't get in the way on the crawl. I figured the routine of the day before where I waited at the ledge across from the rebelay was unnessecary, and Keith went down first.

I watched him test his stop, and abseil out of view. Suddenly I heard a sound like a tacklesack sliding a few metres down a rope, and shouted, "What happened?." I don't remember his respose but it made me scream "CLIP IN! CLIP IN!" but then the tacklesack started sliding again, for a much longer period, and with a loud boom at the end. I believe I made some freakish noises at this point which seemed to frighten Keith more than the 30m fall he had just sustained. "ARE YOU OK?" I shouted when I had regained some sense of mind. "YES" came the response. "STAY CALM" I shouted. "*YOU* STAY CALM," was Keith's insolent reply. I waited until I felt I could do things carefully and then replaced the old style twist with a new one (which Nial had asked me to do the day before before walking down the hill). largely to prove to myself that I was still concentrating sufficently to act safely. rigged my stop and

headed down. I remember passing his stop, which was still on the rope, using a normal knot pass, and noticing that the upper deviation was not clipped to the rope when I got to it, but the lower deviation was.

Keith was sprawled out in something very close to rescue position at the bottom of the pitch, with the rope about one metre behind his back. It was an enormous relief to find that he could talk and move all appendages. I checked briefly for bleeding, cutting his oversuit in the back where he said he felt "wetness" but could detect no bleeding. I opened his survival bag and draped it over him to keep the drips off as well as I could. Leaving him food, water, and the personal first aid kit I prussiked out to call base camp. On the way up, I again passed his stop but this time removed it from the rope. I believe it was about 2m above the rebelay, and am unsure whether the stop crab was done up.

At the empty bivouac (everyone but Keith and me had gone down the night before) I called base camp and Tony answered quickly. "Are you serious?," he asked.

I shoved a carrimat in a tacklesack grabbed the top camp first aid kit, and headed back down E. I started to investigate whether it would be possible to move Keith from the bottom of the pitch and out of the drips. He claimed to have no pain but it became clear he could not so much as roll a few degrees without extreme difficulty. It proved a challenge to get the carrimat under him for insulation- I had to do it piece by piece, hacking bits off and shoving them under, removing rocks from below him. I took another survival bag and attempted to cover his entire body with plastic, duct taping the two together. I kept up conversation and asked him to teach me a song he knew. I placed lit candles under the bag to try and provide some warmth. Keeping these lit was very difficult as Keith would move and extinguish them either with the plastic or his hands / arms. Because I wanted to encourage as much movement as possible to keep him warm, I encouraged this but asked him to warn me before moving so I could guard the candles. This was of little use as he frequently forgot and would extinguish them.

I tried to put my balaclava on him (wearing it first for a while to warm it up), but like so many things so far this turned out to be harder than expected. He insisted it was too small but the label read "one size fits all." I sliced the back open with a knife and managed to get it on that way. I began to keep notes, not very systematically but at least every half hour, although there wasn't much to write because very little changed.

After two hours he began to worry about cold and complain of shivering. He was concerned about shivering but I encouraged him to welcome it as a way to produce warmth. I also encouraged him to eat a little food and drink a little water although he was concerned that water would cool him down and that it would cost energy to digest half a chocolate bar. After around 2:40, I allowed myself to say that the first help would be here shortly. Every minute after saying that became more difficult because of course we were both thinking the unthinkable "what if they've been delayed somehow and won't be here for hours." As it turned out, it was only another 10 minutes or so before Nial appeared, probably one of the most emotional moments in my life although I think I appeared outwardly collected. I prussiked out and Ollie had tortolini ready at top camp. From then on, there was little I could do to help the rescue effort other than going through everyone's bags at top camp looking for something that could replace the 17mm spanner the Austrian cave rescue had forgotten to bring...

The rescue was brilliantly executed, and I am forever indebted to everyone who participated.

27th July. Jess, Nial and Kathryn.

Tourist trip down 204 E.

T/U 2.5 hrs

Walked up to top camp, ~~is~~ actually staying dry, then was bribed into defecting from Hauchhöhle to 204, and was taken down E on a quick 2 1/2 hour "sightseeing" trip which seemed to involve Nial looking down every tiny, miserable lead we passed. Went up to chocolate salty balls to look at 2 B leads, which we decided to come back to as needed to bolt a traverse across a ~~pitch~~ pitch. Then did a round trip down triumphant passage, and back via magic roundabout chamber and boulder coaster.

Checked lead 00-30c in great oak chamber, and, after climbing down loose boulders, found that it wasn't a lead at all, and didn't go anywhere, came back out of E and got back to top camp at around 23:30.

28th July Jess, Kathryn. chocolate salty balls pushing.

T/U 6 hrs

Returned to leads 01-38B and 01-37B in chocolate salty balls to bolt the traverse and descend the pitch. Had so much gun hand bolting while perched precariously over the small pitch - once across, lead 01-37B turned out to be a short crawl to a small chamber, from which a second much larger ~~pitch~~ pitch could be reached through a slot in the wall. Decided ~~not~~ to leave descending it ~~at~~ until the next day, as the pitch head was awkward, and we didn't have a drill.

went back to lead 01-38B, and Kathryn descended it to the bottom while I finished bolting the traverse. The pitch was blind, ending in rocks and boulders only about 10m down.

29th July Jess, Kathryn, Nial T/U 8 1/2 hrs

Chocolate salty balls pushing

went back to the ~~pitch~~ pitch ground the day before to bolt and descend it - dragged Nial with us, much to his delight when he saw the pitch head - the final bolt of the Y-hang took 2 attempts, due to Nial seriously underestimating the room needed to swing the hammer to set the hilti - a space across which a drill can only just fit results in a very amusing woodpecker impression, but no nicely set hilti!!!

After I got wedged in the pitch head due to all the dangling pags and survey instruments I was carrying (Kathryn ~~had~~ had to prussik back up to me to take them off me), we descended the pitch, which turned out to be a large shaft about 30m deep, which unfortunately ended in boulders, with the only possible way on a crawl which very rapidly became too tight.

Derigged the pitch and traverse line (which turned out to be too short on (side) on the way back out, and also bolted up to 00-34K, which ~~ends~~ ends in a choked, narrow rift, and doesn't go anywhere.

30th July Jess, Kathryn, Nial Merry Fucking Christmas pushing
(or not?)
T/U 7 hrs

Decided, much to the amusement of Tony, to try to drop the pitch 01-68A in Merry Fucking Christmas. set off, and were fine, until we reached the end of Bonsai crawl. From then on, the trip descended into chaos, as we ~~to~~ struggled to find No Pain No Gain, due to difficulty deciphering the surveys, then proceeded Merrily to a large passage ending with a pitch which, ~~upon~~ upon seeing an ice formation, Nial recognised as Wolpertinger Way - A part of the cave ~~was~~ ~~was~~ ~~was~~ ~~was~~ ~~was~~ off the edge of the survey we were using, and most definitely not where we wanted to be! After a certain amount of confusion, and such plans as "if we go back to No Pain No Gain, then try again", and "well, if we go past ~~to~~ a branch on the right and keep following this wall", we eventually managed to find the correct bit of passage, at which point we found we had to climb down a small hole in the floor for 3m - Nial and Kathryn managed it fine, but for some unknown reason I ended up trying, and failing miserably, to fly down it, tweaking my elbow in the process. Nial, who at ~~that~~ that point was half way along the very tight tube at the bottom, was told to come back ~~by~~ by a slightly panicky Kathryn who was convinced by all the mutterings and ~~groans~~ groans that he was suffocating. Due to my elbow, we decided not to

Windy

push Merry Fucking Christmas and instead went back to lead 03-1B in Magic Roundabout chamber - A journey which took 3 hours on the way in only took 1 hour to reverse! Once there we surveyed the lead for a short distance up a narrow tube into a small chamber, then up a narrow, vertical rift which carried on from the last survey point - will have to return and carry on.

We then decided to go for a bit of variety and to exit through 204 D - which seemed a good idea until we reached the innermost upclimb - Nial rigged a handline down it off a rather dodgy boulder, which ~~was~~ proved to be necessary as both me and Kathryn had problems with the climb - I ended up going spit backwards, and Kathryn prussiked up the handline. Nial then rigged the entrance climb from the bottom up, and we scrambled out over the snow plug into blazing sun.

We then returned ~~for~~ to base camp, timing the walk to perfection - it got dark just as we got to the cars!!!

30/7/08 T/U 6 hours ~~the 9th time~~ ~~the 10th time~~ ~~the 11th time~~ ~~the 12th time~~ ~~the 13th time~~ ~~the 14th time~~ ~~the 15th time~~ ~~the 16th time~~ ~~the 17th time~~ ~~the 18th time~~ ~~the 19th time~~ ~~the 20th time~~ STEVE, EDVIN, PETE - TUMNOCKS

Bionic trip for team Lima, into Tumnocks for team Cumbly...

Tumbled to Dubious Pleasures. Killed 2 QM's at the end. 07-39C: 10m crawl to chamber; 10m over - not surveyed as area totally blind - dead lead.

07-38C = 3m blind crawl

07-35B - didn't rise

Halfway down penultimate leg of survey, ED hunched up rift towards water. 5m rift to 6m dapply blind area, water disappears off down small rift, followed ~100m. After ~10m, water goes down pitch (-10m, QMC), continues as draught; hands-on knees crawl. Left unprussiked to survey.

Headed to Crossroads. 07-80B, 07-93B both need rigging - see climbs!

Headed home.....

28 July 2008 Ollie S + Becha T/U 8 hrs
Tumnocks → 07-49A QMA
2008 #10

Added a spit to the first traverse + attempted to rig the second but the Makita drill died after 1.5 holes on the first battery and 0.1 holes on the second hole so not enough bolting power or rope to check out more distant leads so ^{we} went to 07-49A. Did a dodgy rig on 2 naturals + down a chossy slope. Pitch on L side + 2m drop (with ~~Q~~ descended with 2 spits, handbolbed) to a pitch bunker on + QM to pitch behind. Surveyed + out. No rope left to continue but worth returning to.

29 July 2008 Ollie S + Becha T/U 8 1/2 hrs
Tumnocks → 07-62A "8 1/2 hrs
2008 #11 (61A base)

Yet another attempt to analyze the rigging - got the second traverse rigged on naturals + then off to Spanish Junction, turned right to the pit opposite to snow tube. (On 07-62A). Got backup spits in then Ollie traversed out to put in the pithead bolt. "Humm - I think I've dropped something silver + metallic". "Spinner?" "No" "Hangers?" "No". "Oh well, never mind". More rigging... "bunkle, bunkle". "Bugger. I've dropped my slingshock". "Never mind, keep going". Drill ready to go - "Ah, I think I know what I got dropped - drill bit!" I decided to go down, throwing the rope over the edge with a backside rope protection. I soon found the slingshock and, after a long fumble, the drill bit + sent beam up to Ollie. He rigged down to the large ledge I'd got to ~20m down, but we'd run out of rope for the next 30-40m drop so we surveyed out + headed home. En route Ollie put in lots of spits for the long (Stone Monkey) Laramel Lateralis traverse.

30 July 2008 Ollie Steves + Becha T/U 8hrs
 Tunnels → 07-62A and 07-61A
 on sheer wall - hard game essential

Got the final spits into the two traverses + back to 07-62A. Ollie rigged a potty ^{50cm spit} traverse over to 07-61A whilst I hardbolted spits for the next pitch down 07-62A which is a spectacular pitch - huge, curtain-like walls of rock in a massive canyon. Pete, Edwin + Steve turned up just as Ollie finished the traverse. Surveyed across + Ollie had a quick look ~~at~~ ahead + whooped that it was the biggest climb he'd seen. It looked more like a series of pitches

with a dodgy ledge along the left to me but we managed to get across + spotted Pete, Edwin + Steve's light from beyond the start of the traverse ^{N beyond} Key Key Beach confirming the connection (maybe could close the loop with a disto?). Tried to survey the mess of avert + pieces Ollie worked on freeclimbing down to one section. He came straight back up "OK, I know I can reverse it now". "Ah, jolly good...". After ^{we} had exhausted all the leads I was willing to climb to we went back down the 07-62A pit + Ollie tried to rig down the next pitch but the rock was crap + his spit crumbled + he got fed up so we gave up + came home. Left the drill at Spanish Junction + met Frank, Serena + Ollie Madge taking QMC's in the upper levels.

RIGGING TERNLOCKS - Extra info from extra spits given in 2008

- A. Entrance ① 28m? ② 28m? ③ 30m? NB needs 2 slings for long tie-tag so landing in.
- B. First traverse - Two spits at start, two spits mid traverse + ④ 15m? two spits at end. All in roof/top R wall.
- C. Small pitch - Spit + 50-50 natural block + sling
- D. Big traverse above Laramel Lateralis - 70m? Probably better to take shorter ropes so can get length correct. Mostly now rigged on spits but needs 3 slings. Starts natural + spit → spit → spit then start of traverse. proper then? spit + natural (sling) + spit + natural (sling) low where Stone Monkey goes off then spit + ? spit? + 2 slings around natural then 2 spits (last one a clean R pit)
- E. Delicious leak - Natural then 2 spits then spit over pitch down to roamy ledge with 2 spits on ledge then spit at top + spit 2m down. 35m rope gets to roamy ledge.
- F. Delicious leak Traverse - 20m About 8 spits

28/7/08. - Pete + Edvin in Hanch hole. T/U 9 hours

After our last very successful rigging trip Edvin revealed the awesome description and we decided to try again. We rigged the rest of the pie series and set off to try and find the bit beyond Monster munch. The description again had three ideas so we ended up down pie r squared passage and ticked off a QM with a couple of bolts into a blind pit (05-1A). We then went back and found monster munch, put a traverse line over it and went to have a look at 06-1A. The drill battery died halfway through the first hole, so we left it and went over to the lead off cascade chamber I had looked at the previous trip. (04-5B). We found some interesting stuff down here adding some new QMs. 70m of survey later we headed out.

29/7/08 - Pete + Edvin - Monster munch rigging. Hanch hole T/U 9 1/2 hours

Edvin decided it was a good plan to take big Bertha down Hanch hole with 200m of 9mm in her. It wasn't actually as bad as expected - even the tackle sack blues was ok. I tried using the action cam to film the fun but all I got was a lot of shaky footage of the wall. I rigged down monster munch without any drama except for messing around at the pit head. At the

bottom Edvin put in a really shoddy spf so I decided to put in another for a Y hang. Mine was even worse but I blame the crap spf driver with no mark for the depth. I rigged the rope anyway because 2 shit spits are fine obviously. At the bottom there was a too tight rift. 06-6C and 06-7A ticked off. We then had great fun hauling 200m of rope back up the pitch (we used ~150m) and carrying it out when knackered. Tackle sack blues was far worse than on the way in. Edvin carried Bertha back up the pitches. T/U - 9 1/2 hours.

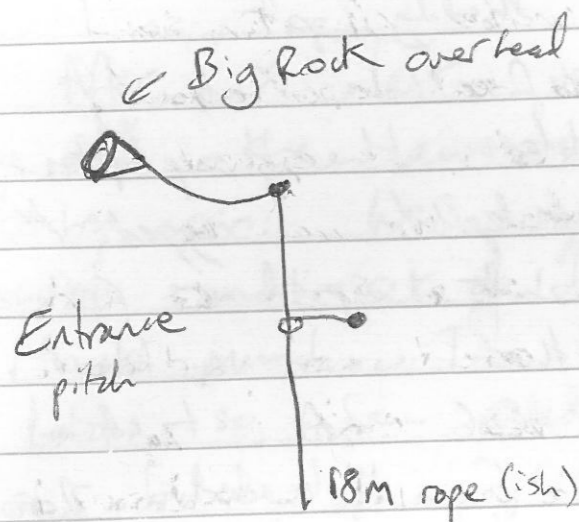
Addendum: Edvin stuck in a bolt above 06-1A while I was rigging, which we'll have a look at when we go to derig the rest of the cave.

30/7/08 - Oly M, Serena, Frank - Turnrocks parking - ~~Stone Monkey~~

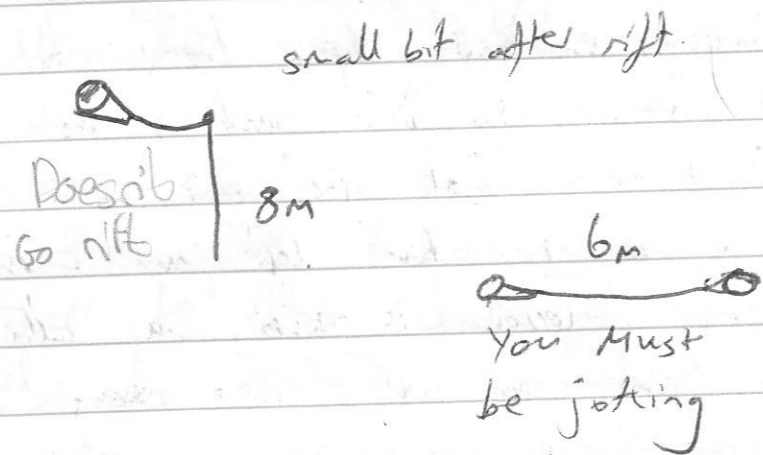
Pushed a few C grade leads near the entrance series. Connected 2 loops. Met Becka and Olie on the way out. Impressed by Turnrocks entrance shaft in the daylight.

T/U 5.5 hours

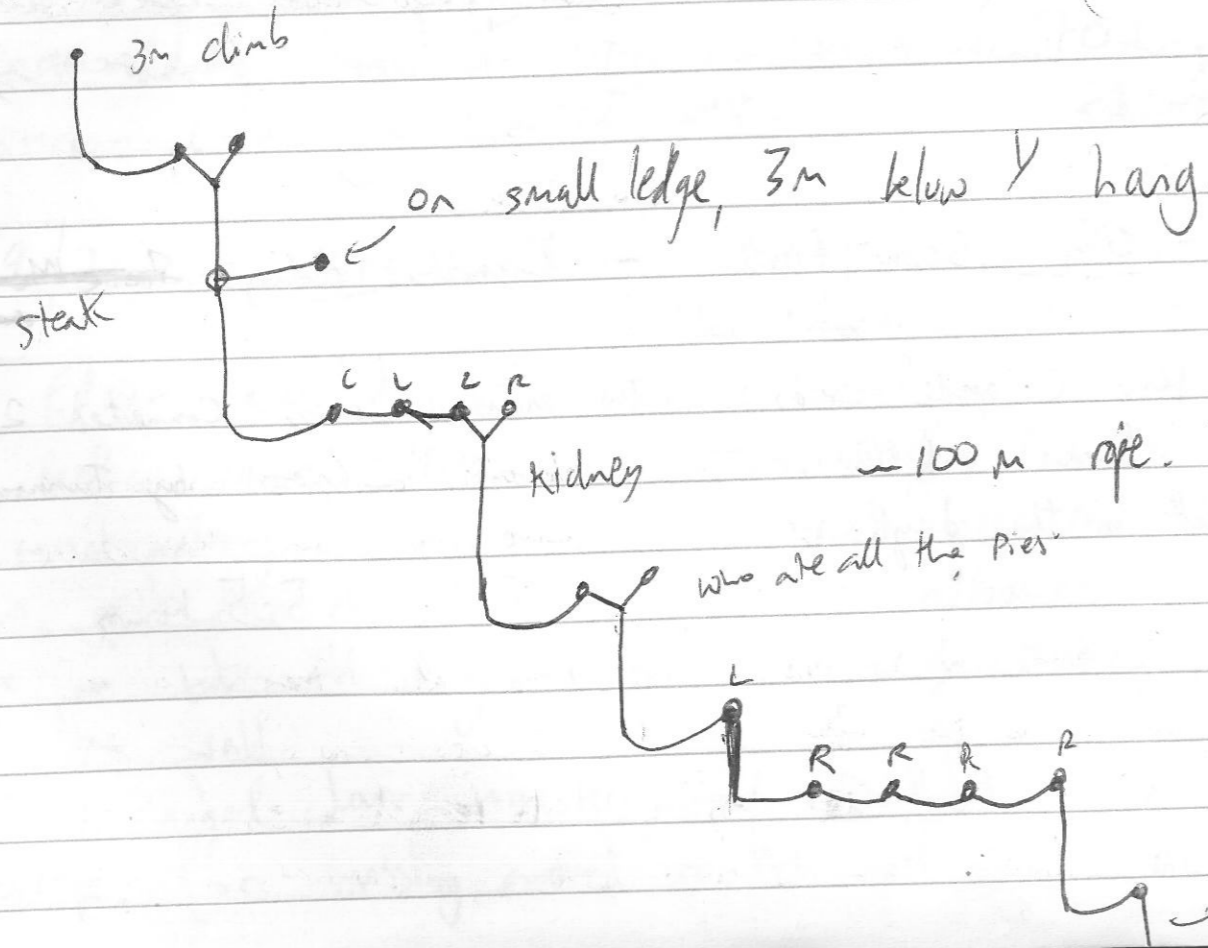
Handhole 'figgia' Guide TM



L = LHW
 R = RHW
 L → R = going in

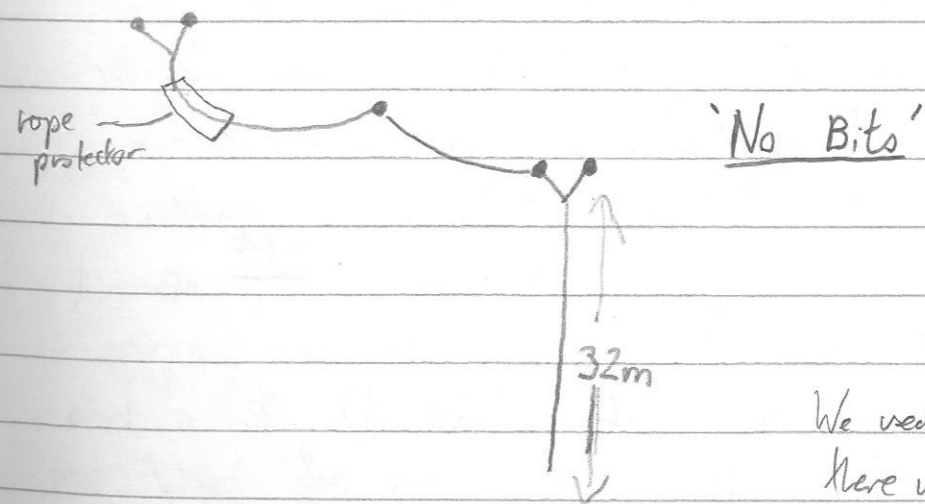


Pie series



3/8/08 Kathryn, Nial + Jess Merry Fucking Christmas and beyond
 (01-68A)

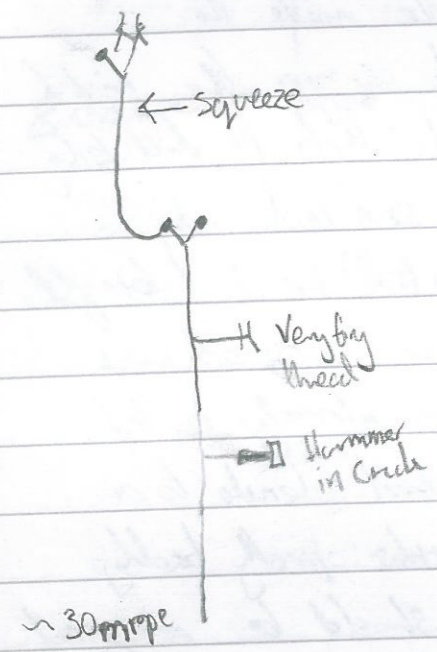
We returned to push the pitch in 7/11 Chamber after Merry fucking Christmas after our last failed attempt to reach the probing point. The crawl to the pitch was not as bad as we expected, though still pretty awkward with facklesades. We made the mistake of being organised and packing all of our gear the night before. When we arrived at the pitch, we discovered that the drill bits that Nial had carefully packed had been snaffled by team's facklesades, so we couldn't use the drill that we had bought. Fortunately, we had also bought a spit driver, so all was not lost. The first part of the pitch was already bolted. A Y hang at the exit from the crawl leads to a rebelay on the far left wall. The rope runs pretty badly - a rope protector is needed, and ideally it should be rigged. Nial put in two bolts for a rebelay under a large boulder on the far side of the chamber. This gives a clear bag to the floor.



We used a 62m rope, and there wasn't much left over.

At the bottom of the pitch, a rift leads off. There is a side passage to the right, which becomes too high after about 10m. The rift can also be descended using a thread and a single bolt to form a Y hang.

The pitch is quite high - you need to wiggle into the widest bit of rift as you descend. The rift can be followed at various levels, but ^{at times} become too high. Down, the pitch continues with a Y-hung at a ledge. This is followed by two descenders from the right hand wall - one from a very very thin thread, but looks like it should break, and the second from a bolting hammer wedged into a crack.



The pitch is now called 'Hammer and Hoop'. At the bottom of the pitch, the rift continues steeply down. We climbed down, ~~hoping~~ ^{hoping} in future it might be better with a rope. (When at). We placed one bolt in the floor for one section, as a hand line, but this really needs to be rigged properly by lowering out along the rift and placing bolts for a Y-hung. After a few climbs down, the rift continues (short pitch, QMA). The rift that starts at the bottom of 'No bits' and continues down is now known as 'Pussyprince'. To the right is a window into a large phreatic passage (~5m wide). ^{Right} down the passage continues for about 25m to two large (parallel?) shafts - probably connect (QMA) there was a lot of water falling down the pitches, but it could be rigged out of the spray down to the right. ~~Left~~ ^{Right} down the passage slopes down to a large chamber.

(20m across??) A rope is needed to descend (25m?), QMA. ^{There is another pitch of the rift just before the descent (QMA) (connects to chamber?)} The chamber extends out of sight to the left and right. Just after the entrance to

the phreatic passage, in the left wall, a passage leads off and could be descended downwards (QMA, needs rope), or climbed upwards (QMA).

TU, 14 hrs

Sunday 3 August 2008 - Base Camp

7pm. Wanted to go for one last ride on the mtb before it gets taken back to the shop on Mon. Set off up trail to Grundsee. Aim: go around the lake. Cycled along road, past village & castle, past huge limestone walls with holes in them, to Gößl (village on end of lake). Lots of campers there - left over from the Seer concert? Carried on around lake, up slopes. Forestry roads "closed". through village and to the track that links the final section of lake to the end of the loop. A signpost: "Track closed due to rockfalls and storm, track unwalkable". Thanks a lot - now I have to cycle all the way back around! So near, yet so far... In fact the return ride only took 1/2 hour, the road is lovely and I'd recommend the ride to anyone, even without the loop.

2/8/8 Edwin Dijke Hauchhöhle denig. T/U Show

Plan was to head in with empty backsocks, quickly bolt and push OG-1A then head at, denigging and have done with this

shitty cave forever more. Unfortunately we found some good stuff so the cave has risen from the dead and is still now going.

Spit and swallow opens at onto a window into a chamber. A backup spit and natural enable a 10m descent to the floor.

At the far side are two ways on: The Lost Chance Saloon.

The right fork winds for a bit before getting bigger and bifurcating: Left soon chokes (QM C) and right passes a window onto a pitch (QM A) with passages opposite

(QM B) and then narrows, ending in another pitch (QM A). From the chamber, right is a bit scabby, ending in a QMC.

But it does pass over a hole which sounds like a big pitch (QM A). This bit of cave is vertically above Rozordane but let's face it, it probably crops out.

Sunday 3 Aug 08 Aaron Edwin Serend O'Leary
Traverse at 06-31A (Pantin Sales Pitch)

We took the newly chopped 100m rope through Saurbrant to Pantin Sales Pitch area planning to tie off 06-31A, and drop PS to next pitch, trying to bolt around side of 2nd pitch & get into rift before it closes up at bottom.

06-31A turned out to be a dodgy narrow ledge over main pitch, with boulders w/ 3 bolts and a natural. On the other side a short pitch w a QMC crawl with

little stream. Last bolt took ages - crop ball dying or blunt bit, finished w/ hand lofted spit.
PS Pitch rigged but not next pitch.

T/V 7.6 hours.

29 July - Julian worked on Tunnel all day until Robert Seebauer showed up. Then worked with Aaron till late replacing Robert's outline of how to draw up a cave survey file.

31 July Julian tried to lead a party of 6 to 1616 "only 1.7km" from stone bridge. Everyone turned back after 1/2 hr except Steve. We nearly reached the 1616-d path (found one new cave entrance pitch to be recorded) ^{GPS 0036842} ⁰⁰⁸²⁵³⁵ and ascertained that there was something wrong with my coordinates when the GPS pointed us 500m out from the hill into the middle of the valley.

2 August - Having typed in the correct coordinates (one digit got wrong for last time) Julian lead Nial, Jess, Tony and others over the hinter col, down onto the lower plateau and then left down the steep shelves to the flat out entrance perched on a shelf. Julian brought his overcoat, while Jess and Nial followed in T-shirt and fleece. There was no ice in Iceland. All 3 got to nearly below 1616. Nial said it was quite warm. The crawl inside 1616, which was dry to make the connection was quite tight. Julian split from the group on walk back and went over the ridge behind Stone Bridge, arriving after 1/2 hr.

The 20 mins.

3 August Julian, Becka, Steve

Tunnocks leads on Hedonson Highway.

The mission was to tick off some ^{easy} Culls at the far north of Tunnocks left by Becka and co from 2007.

We surveyed into 07-70A up an easy passage, across a slippery hole (08-A) and out of 07-68A, which was a relief because I didn't want to cross that hole again. Luckily to find a survey point to link into. After some

deliberation we surveyed into the rifty 07-69A throtching about 4m above the bottom of the canyon until a widening and a face that was bottom to top checked with boulders. Finally we headed to 07-82B, with Becka as usual screaming if we went so much as half a leg

beyond the survey front to optimise the position of the next station, and therefore scooped - in spite of the fact that Andy & ad Wokey had had a pass on doing such on her 2007 trip as evidenced by muddy footprints and notice of a lake on the 2007 survey several corners beyond the ~~same~~ nearest survey station.

Steve crossed the lake, which he thought contained dissolved insects, and I thought was bat poo, got his hands wet and was able to confirm that the ^{unexplored} crack next to it that we haven't

stroke our heads into bypassed it. Several corners and tight bits led to a rift (also noted on the 2007 survey) where we left 3 crappy grade C leads, setting the score at 4 bitted and 4 made.

Passed the Stone Monkey team emerging from Ozanun holes on the main route on the way out.

4 August

Julian, Becka

161h → 161d TCU 4 hours

Much confusion about who to go with and when was best, as well as a lot of pressure on Becka to experience a rare instance of Julian being keen on a caving trip. ^{As one} ~~St~~ ~~was~~ ~~also~~ of the original 1996 explorers of ~~the~~ that part of the cave (Purple Humour) some bits might jog her memory.

The logbook suggested that we would encounter a pitch in Dead But Chamber, and we would have to retreat to 161e, go over the surface to 161d to rig it from the high side.

As it turned out, the hardest part was ~~the~~ the walk down to h₂ with big packs (Becka very cross at Julian's lack of a good route) and the cave passage to 161d. ^{The nearly free} ^{climber} ^{Bounce} Rift (with lots of loose rock) had a rope on it. We put the ^{gun} we carried, but the 1994 Human line looked better than

From there to Thiassoz was easy walking, with a clamber up (lined) in Dead But Chamber up a cascade of bat bones and 2 further fixed line traverses. Thiassoz was so large it had its own weather system. We visited the pitch to Knossos, and climbed out and sat on the hillside of 161d watching the rain clouds gather. We

walked part way back from 161h in drizzle on caving gear, then dragged when the sun came out. It's a difficult route to optimise. Should this be considered as a way from Stone Bridge to 161 for north connection to

Razor Dance, thus saving Stone Bridge from being a liability, the things are:

- Timing
- Walk Steinbullen top camp → 161h = 65 minutes ^(with big rucksack of caving gear + back)
 - 161h → Junction of Trasse = 55 minutes with back-to-back
 - Junction → Knossos = 10min, Knossos → 161d = 30min (loose)
- Rigging
- (1) Bounce Rift - 29m rope for 8ft down then 4ft up - on natural, needs spits
 - (2) Rope traverse - 21m rope - protects bold step out of Dead But Chamber
 - (3) Rope traverse - 10m rope on natural over hole in Ploa + if go, a long rope
 - (4) Rope traverse - 10m rope - off single horizontal natural - needs spit bailings.

5 August

Solomon, Frank.

T/U 8 hours

Tunnocks Crossword Passage.

Rain and misery at the Stone Bridge. Becka and Steve left early to do , while Frank fuffed and John ~~enjoyed~~ the hours not being in the cave while at the same time looking forward to trying out his inspiration of pouring boiling water into his webtoes. The first lot was poured out after a long soak and the fear that too many nasty bugs would have been breeding. Frank asked if I was using mustard. The second filling scalded my toes. As Frank considered completing the whole cave in ~~my~~ size dry woolly socks, I realised I had made a mistake and had soggy wet feet for the whole trip.

Frank rigged 2 pitches until scared off while ~~John~~ I froze and took an action photo of Frank drilling with the wrong drill.

I looked into Andy A.'s horrid lead at the north end. We derailed.

I stalked down from Starfish Junction to where

Becka and Steve had dropped a pitch (bland) and now had rigged a free-hanging traverse across to a 2nd pitch. I crossed, stupidly, and said rope on next pitch leading down at 45° (it was pulled tight to get ~~me~~ down next pitch) and slanted. Not much communication with echoes. Frank arrived, I told him to go away as I crossed the

^{9mm rope} traverse to prevent him from lighting the space below me. Technique was to have short cans tail from one bolt to next due to lack of faith in skinny rope. Took some funky pictures of self on ice shelf. Returned in the dark. Becka & Steve arrived within 10 mins of their callout.

Naughty Naughty Grot

01/08/08

Seena, Steve, Becka A

TUNNOCKS T/U 8hrs

Returned to crawl off DUKINS PLEASURE Ccf 29/7/8; a descending crawl seemed a perfect fit to the survey....

Seena was impossibly enthused as we surveyed 38 legs along the crawl. Clean phreatic passage descending ~30°, average 4.9 x 7.0m cm.

Left wide open, draught outwards strongly (can often hear the wind!) -

NB. if coming out, it's MUCH easier NOT to end up feet first....

QMA 08- - Crawl chokes "naughty naughty"....

Deepest point in the cave as of 9/8/2008!

02/08/08

Seena, Steve, Becka

Flapjack Choke

T/U 8 hours

On the way into Tunnock's there's a traverse line. It goes over a hole. It needed doing (Flapjack Choke). p 8 off a single spit hooked up to the traverse line is a fair-sized rift, leads to stone damp pitch, stone stretch of passage to 5m pitch, then passage leads to streamway. On day Seena tried to asphyxiate herself with Flapjack.... (series name - Choke, on Flapjack....)

On prussik back up 1st pitch survey off into passage. Leads to store (~5m) passage leading to ~ p 10 QMB.

04/08/08

Steve, Frank

T/U 6 hours

TUNNOCKS

Crossroads - kept drill kit behind

Rigged pitch badly off made boulder as choker with mud 'clods' (crapsicles).

Looks rocks its ratty rift beyond - clear draught + several records ratty in typical pit.

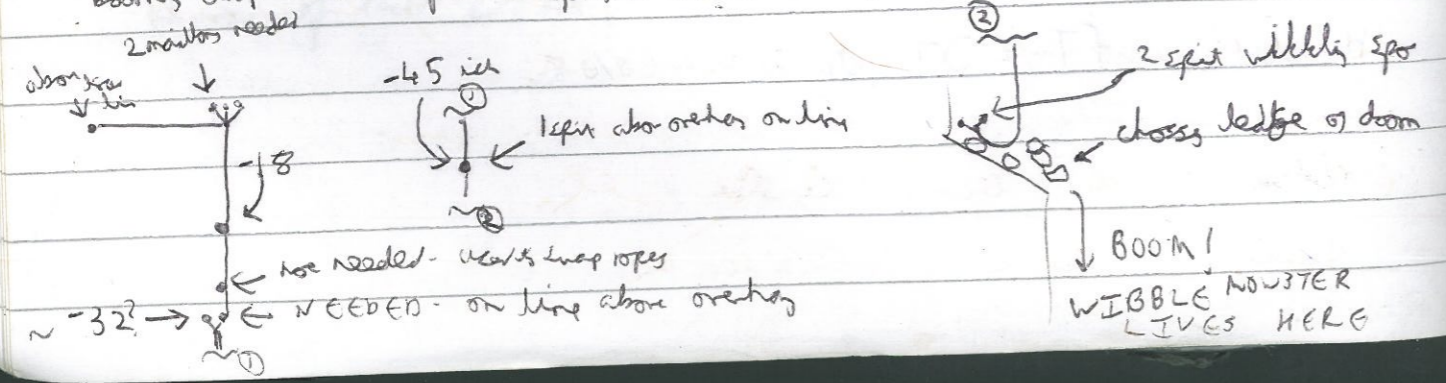
Headed out - FT + JT returned 05/08

05/08/08 Steve, Becca A TCU 10 1/2 hrs TURROCKS
 Gravity Always Wins then Blind + Broken

Dropped 'Gravity Always Wins' - p20 off 3 pits; then chock from him to Ollie's
 which gave a perfect free hang down to floor - slumps pitch to rubble floor
 choke ~ p40, de-rigger as no QM15 at bottom.
 Went across 'Ollie's Bonkas Traverse' ← previous ledge to the 'chocker' - d' only a pitch...
 Ollie's 'chocker' lead has 3 holes each gives ~40m drop.
 Rigger pitch in 'rift' - perfect Y-hang drops 36m to boulder ledge
 down another beauty, short 1 spit rekeles off left hand side (looking out) to 8m hang to
 floor. Riff leads off - tight but booms/leads - QMC
 Up boulder slope leads to p10 with hole in floor that was 'boom'. One of
 rope so far some bolts in (2 on wall high above p10, 2 for 'y-hang')
 wide drizzle ~ 2m down) + headed off out (v. close to call-out-oops),

06/08/08 Steve, Becca TCU 9 1/2 hrs TURROCKS - Thin Red Line

Rigger starts from Y-kink beach near big 'ole.
 Found last year's last station; Becca scrambles over top of
 Blind + Broken to Diets across first hole to close the big loop.
 Rigger pitchhead of 2nd stage of big 'ole (3 spits on overhang over
 pitch); 1-bolt rekeles ~ -18m. 2 crop spits placed at ~ end of rope.
 Come back up for more rope and a good wibble. Back down, some
 rekeles (1 good spit on line) + another (2 good spits just above overhang
 on line) of ~ -32m. Straight down to 1-spit just above next
 o'hang on-line ~ -45m; 10m to steeply sloping boulder slope with 2-3
 booms drop below - put 2 spits in to start survey
 2m further needed



On the way up Becca spots the cut rope when I'd dropped a rock on it, the
 Wibble Master goes 'hee-hee...'. Some day off...

07/08/08 Steve, Becca - TURROCKS - Blind + Broken TCU 9 hours

Becca - team enthuser
 Steve - Team war-a-day-off - but - badger...
 Over Ollie's traverse to 1st Blind + Broken pitch. Rigger in properly.
 Down to p10 left 05/08; RL rigger this + nutless about drizzle.
 G ordered 'his' pitch below, rigger 2 spits off BIG boulder @ pitchhead;
 another starting pitch - good free-hang with 1 deviation to blind rubble choke,
 poor QMC rift outlet. Danger + cleared off; Ollie's traverse was fun for
 Becca to dig... RL noted QMC on bottom pitch @ level of small
 ledge - small spike goes off ledge ~ 15m down/up

4/8/08 Frank & Steve somewhere called Turrocks

enthusiasm for caving 6/10 weather too good for caving.
 *This trip already written up by Steve - combine reports!

Intended to be quick route into Turrocks, got to end
 in good time - Interesting sword ~~choke~~ choke ahead.
 needs a spode but sword choke feels as if it might go...
 may give it a few hours...
 back to crisscross - interesting below of boulder down to
 floor of small rift choker.
 later scanned edge of floor to be supported by 2" of rock - nice.
 decided to drop shift via hole in end of rift.
 decided to head back and look at pitch traverse -
 pitch off boulder. needs at least 2m...
 suitable none Crisscross

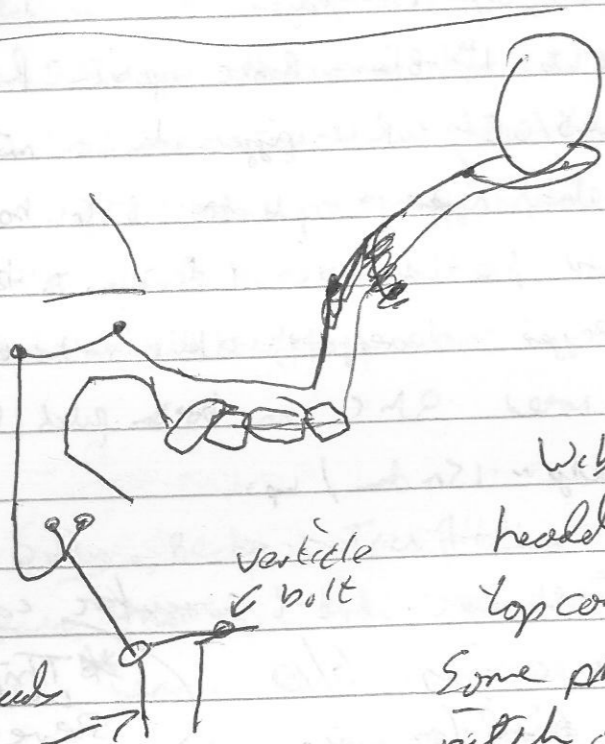
5/8/08

Frank, ~~John~~ Salton

Trip back to Crocodile (crosswalk) to rig pitch.

put bolt in below boulder which is OK. then onto pitch - lots of ~~flat~~ cracked rock and thin plates to bet hollows.

* This trip report already written up by Salton - combine with that report.



Still needs a rebelay to get to bottom (at least)

Wobbled off at 18:30 headed out to get back to top camp at 21:00 after some photos - spots to be used on pitch on way back 20:00 ish.

Brewer around back at camp 10:50 ish - collected at 11:00 - but too close - all ok tho.

TU 8 hours

6/8/08

Frank Nobile

Went in at 11am with Bede + Steve.

popped down to Tunnocks again to look at small pitch off route between covered catthons & Yinky. ~~climbed up~~ studd to rig down pitch and found rope too short so climbed up and balled up to know amount from last year. - at end is big snow pile with a 5 or six second drop - 60' dia.

I do not feel like rigging this pitch despite Nobile's insistence that I should. I think this may ~~be~~ be the wibble monkey's law.

Decided to look at short pitch down. ~~rigged~~ rigged it, dropped it, nice chamber with boulder chokin in floor.

Started to survey down Pony Fossil - Piskalad so removed to top & compass etc no photos. Headed out - back at 9:30 ish.

7/8/08

Frank Nobile Serena

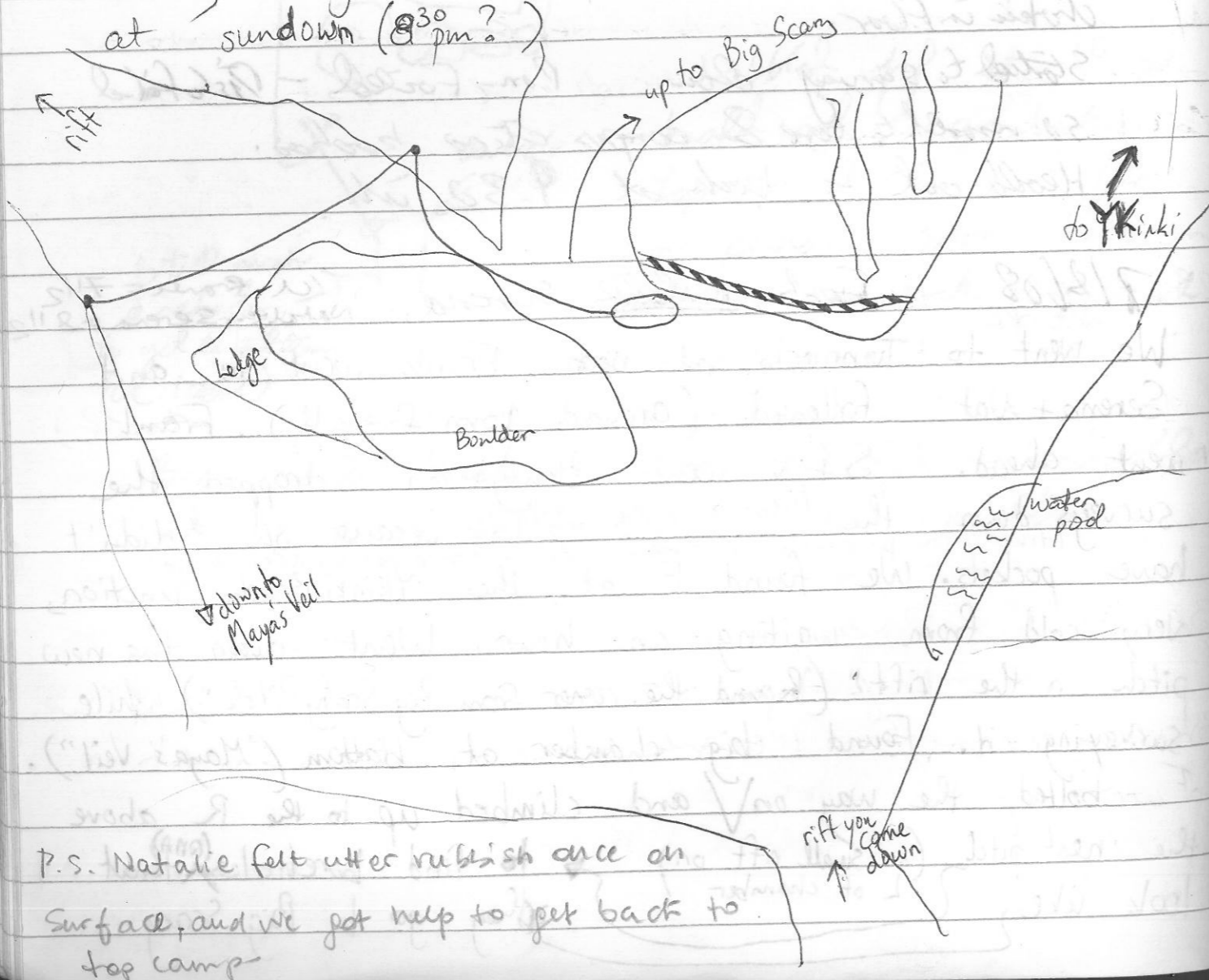
TU Frank = 7 1/2 Nobile + Serena = 8 1/2

We ~~went~~ set off to Tunnocks at noon. Frank went in and Serena + Nat followed (around 1pm for all). Frank went ahead. S + N went slowly on. I dropped the surveys down the Rift with Knobel hole because she didn't have pockets. (true story: pockets on Knobel overruled for cave inaccessible) We found F at the Yinky Beach junction, very cold from waiting an hour. Went down the new pitch in the rift ("Round the corner from Big Scary Pitch") while surveying it. Found big chamber at bottom ("Maya's Veil"). F bolted the way on and climbed up to the R above the next pitch (in small rift on) look like L of chamber to find boreholes (ONA) that they go to Big Scary.

the next pitch needs about 50m of rope to get down it, the climb up to Borehole needs about 10m.

To get to Maya's Veil you need 30m of rope and 3 hangers. N photographed Maya's Veil chamber, with S+F as models. There is a horrible boulder choke beneath the Veil. The whole chamber is a pile of huge boulders that MOVE!

with a possible passage (QMC)
After surveying the top of the next pitch and the first leg of the climb up, we were cold so we went out. F went ahead; S+N followed slowly behind taking their time. We came out ~~at~~ at sundown (8:30 pm?)



* Add to Julian's write-up of same trip & report!

3/8/08 Julian, Steve + Becha T/U 8 hours
Rodey Road - Tunnodes

On a mission to take off the QM's off Heddon Highway. First two QM's connected together but left a QMB smallish pit half way along. Next (uppermost) QM up right, then rift + ended in a boulder choke. This is the same rift that continues right under Heddon Highway. Then up to corner to do drafting crawl. Only Steve crawled through the pool as we found a bypass. ~~then~~ Onwards up to a clamber/rift with a QMB climb (needs protection?) which is v. close to flying high. Then back to junction at pool + down slope. Quickly to a c3 down with Steve wet down to a small clamber with two QM's off, both up short climbs. Cold by now so brompted on out.

29/7/08 Duke + Martin T/U 5 hours
High Hopes - 204
Bolting down pitch at end (Slush Puffy Pitch?)
No write-up!

30/7/08 Duke + Martin + ??? Tony ??? T/U 8 hours
High Hopes - 204
Finishing rigging then 1 truck descending. For a short one?
No write-up!

Is this right?
Taken from Bear Bed

28/7/08 Martin + Dyke TU Martin=6 Dyke=8
Ubanu - 204

No trip reports! ~~It's~~ No idea what happened!

4/8/08 Martin + Dyke + Jen. TU 7 1/2 hours
Stone Monkey - Tunnels

More pushing + surveying then digging at top
end of Stone Monkey, No trip report!

3/8/08. Olly M + Dyke + Martin TU 9 hours
Stone Monkey - Tunnels

On a previous trip with Frank and Sierra (30/7/08) we had noticed that QM 06-17C, a sharply sloping up tube, looked promising. We returned to that QM and pushed it up the slope and into a small maze of loose bouldery passage. The walls are shattered, so it is likely close to the surface. At the top of the tube network a snow slope leads up to an icy rift. Martin J was able to see the main entrance pitch but the ice was too thick to reach it. With more persistence this could be pushed through to close the loop.

At the bottom of the snow slope another tube leads into Stone Monkey, popping out at a mixed QM. We assumed this was virgin passage because it didn't appear to match our survey, so we pushed up to a climb up then down. Dyke had the climb down (originally marked as a pitch) and we reached

very pretty sandy/muddy crawling passage. Exploration ended at a time about pitch. As we surveyed out I happened to notice some nail vomit just beyond the 'dodgy' climb so there was luckily no overlap of survey. We also managed to tie the snow slope into the existing survey thanks to the good marking of stations on the survey (once we had worked out where we were). Conclusions: ponies are good, distos are rubbish.

4/8/08. Aaron + Olly S. TU 6 hours
Flying High - Tunnels

Excited by the upward trajectory of Flying High, we set out to extend it in hope of a ^{new} entrance. Walking out we ran into Olly M who was feeling ill and gave us his instruments which we took to his team in Stone Monkey - a longer detour than we expected. We brought rope & a drill but in fact discovered everything was free-climbable.

Pushed it a ways on - appeared to die but after squeeze through choke regained initial rhythm. Some promising QMs if climb down - one appears to intrude phreatic maze on left of passage if heading into rift. ~~But~~ ~~See~~ ~~it~~ w/ QMA climb up and QMA off to right at end which looks to be pitch. TU 8 hrs

9/8/08 Tourist Trip down 204d Nial + Eeva

A quick trip down 204d to show Eeva the upper levels of Steinbräcken. Started out by bolting suspended solution and leaving a permanent rig on it. Given how hard the climb up is now (the floor has moved) this is needed to keep 204d as a viable free-climbable entrance. Only required 3 bolts. Then went to Magic Roundabout chamber, threw some rocks down Gattered, 204e, better shelter/boulder Coaster and then back out of it via Cresta run to derive it. Nice trip!

T/u: 5 hrs

10/8/08 Pushing in Sand Pit (204) Nial + Eeva

Went in 204d and through to Sand Pit to look at 03-33B. On the way we stuck our noses down 03-32c and decided that it should definitely be an A lead! Hard bolted out way down a 15m pitch at 03-33B, but it rapidly became too tight so we headed out of 204e, taking in a quick tour of Sand Pit on the way out.

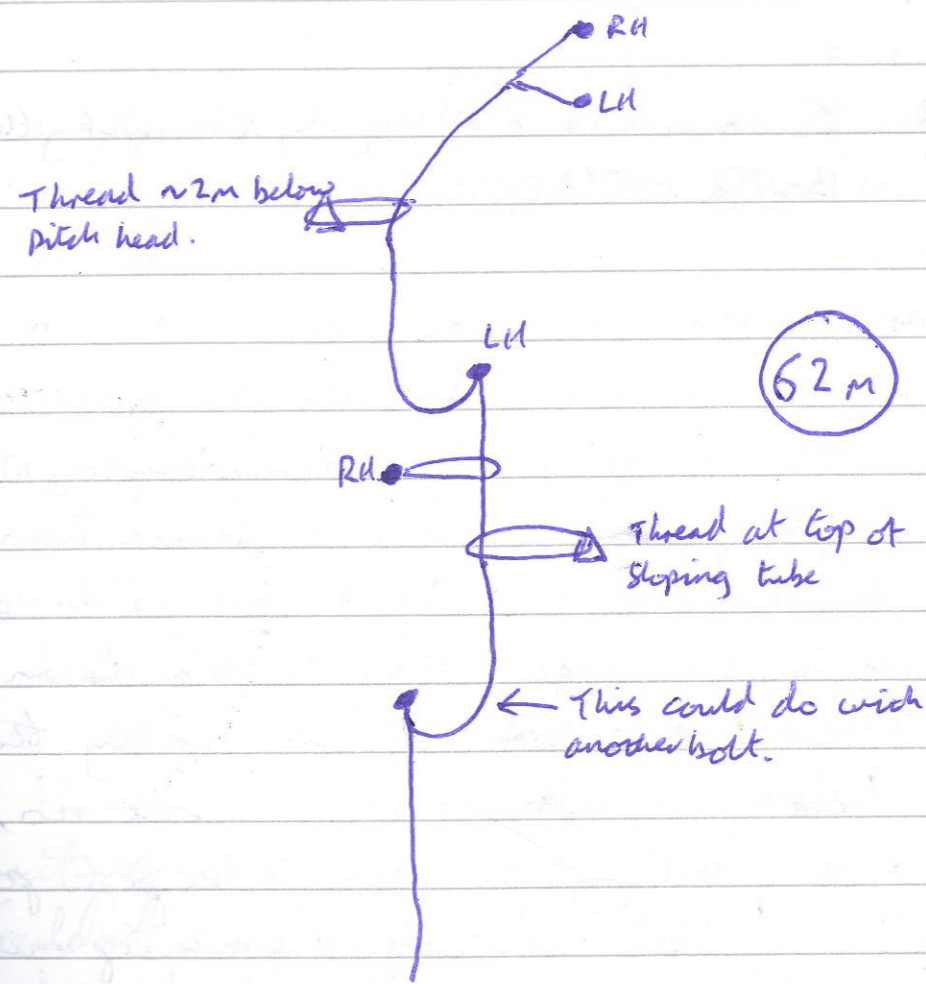
T/u: 6 hrs

11/8/08 03-32c Pushing Nial + Eeva

Having seen how promising 03-32c looked the previous day (and with Julian doing a carry down the hill for me - thanks!) we returned to Sand Pit with a power drill and 62m of rope. A series of sloping pitches lead to a more vertical section of about 2.5m. Beyond this, the pitches continued with a few seconds

rattle - this looks like an excellent lead! Unfortunately we had run out of rope so we headed back out, meeting up with Aaron and Severn on the way, who offered to carry out the drill and rope - excellent!

This lead is definitely worth another look. A better rig is probably needed as it looks like it might take water in the wet but the existing bolts should at least provide a good start.



12/8/08

9 Aug 2008 Tunnocks - Thin Red ^{Chire}
Beira + Olive S.

Spent Olive off with a bag of 62m rope + the Malata drill but the rain from the past day was still pouring down + when he emerged two hours later he was soaked... and had run out of rope. Actually there was a ~~2nd~~ second rope already down there he could have used but retreat seemed a more sensible plan.
The 5 hours

10 Aug 2008 Tunnocks - Naugby Naugby ^{Thin Red Chire}
Beira + Olive

Two trips rolled into one! we wanted to let Thin Red line get as dry as possible before heading down so I persuaded Olive to take a look at Naugby Naugby. The initial squirm probably didn't impress him + then surveying in the howling cold draft led us to a near-jack but it gradually got larger, still heading down at a steady 30°. After a few long legs we really thought it was going to break into something... but no, we finally killed it in a small sunny dander - deepest part of Tunnocks in 2008! Then we slugged back up out, warming up to bearable + I sat on the same soddy ledge for the third trip in a row ~~waiting~~ waiting for Thin Red line to be rigged... but this time Olive coiled it + hit the floor, 123m down. We got it surveyed + denegged + dragged ourselves out of the cave.
The 12 hours

11 Aug 2008 Tunnocks - Peng + Start push.
Beira + Olive

Denegged the rope from Pantos Sales Ritz + then denegged Frank's pitch rope. Still some time to spare so we hurried + headed at the head of the porous bn pitch along the crawl to the left from Laramel Laramis. Two dodgy mbrubs then Olive put in a hand bolt to land on a false floor of boulders with a pitch running under the passage. We entered along + another pitch beyond a giant vertical boulder. Start survey then hauled rope out. At the next to last reelay (of the 9...) on the entrance I noticed the huge boulder you stood on rocked so Olive came up + kicked it down.
The 6 hours

11 Aug 08 204 - Dataloggers +
Sand Pit Pushing 03-39C ^{Avon + Seneca}
and ~~2nd~~ second datalogger

Took tablet PC down 204c. Seneca got sponsorship snags while I downloaded + re-launched DLA in Chocolate Salty Balls, which had a full year of temperature data for 3 thermistors (one shagged). Put a second Dh in ~~the~~ Crowning Glory Passage, logging 2 thermistors. Then went to try and find Nial + Eua in Sand Pit. Couldn't remember exactly which QM they were on, so went past them and explored all of Sand Pit. Gave up + found them on way back. Took drill + rope and went to push 03-39C. It was a small infl which dropped in steps just long enough to need a rope. Still going as a lead when we decided to turn around. New section called "I Need Noodles" because that's better than "I need needles" the actual verbal slip.

TOP CAMP BIVVY LIST

①/4

File: smb://expo/expo/expoweb/years/2008/logbook/2008logbook.txt

====2008-08-14 | Top Camp Bivvy List | Becka ===

Survey Daren drum:

- 6 pencils
- 6 part used nail varnish (NEED fresh, ONLY bring up bright red)
- 3 metal survey notebooks
- 1 yellow survey notebook
- 7 red survey notebooks
- 8 Therion protractors

Cooking:

- 1 full 5.8kg gas cannister
- 1 two-thirds full 5.8kg gas cannister
- 2 gas stoves
- 2 kettles
- 1 20 litre water container (what happened to the smaller one? 10 litre would be good)
- 1 bottle Nikwax
- quarter bottle handcream
- 1 bottle hand cream

Bivvy fettling

- 1 spade (packed at top of pile in Hauchhoehle)
- 2 crowbars
- 1 large chisel
- hosepipe, various bores etc
- 1 lump hammer
- 3 pots bivvy fettling gear

Large electronics Daren drum

- 3 large solar panels 12V
- 4 small solar panels 12V
- 1 inverter English plug to cigarette plug
- 1 English 240v 1 to 3 way adaptor
- 8 4mm brown plugs screw type

***NOTE Frank took down to base camp one solar panel plus regulator and both digital battery chargers and other stuff to be fettled so this needs to go back up next year

Bivvy gear

- 1 emergency sleeping bag ***CUT open in 2008
- 6 camp beds
- 7 karrimats

some air beds, mostly popped

2 petrol cans, both mostly full

2 small and 1 large funnel

gaffer tape

conservation tape

1 Sigg fuel bottle

1 hammock

2 splint bandages

1 blue box of electronics (unused this year? Check if needs to be taken back down)

14 double sided reflectors

15 single sided reflectors (MORE at base camp - these taken down on final carry down)

4 taps for water barrels

1 hosepipe connector

2 bottles bleach

1 tent for top bivvy space

2 large trunks for food (empty EXCEPT lower one has both batteries in - take batteries out BEFORE shifting this, trunk not very tough!!!)

lots of tarps (more than enough)

3 large water butts

1/4 bottle washing up liquid

plenty of pots and cutelry and mess tins (at start of next year, take up CUCC purple tape and mark any personal stuff that has been left so that people know what is communal (you can leave people's own tape on too, so they can claim it). Probably also take some mess tins back down as there are too many

Caving gear

- 1 daren drum with plenty of hand bolting spits in pots and plenty of Hilti spits in pots
- 6 hand bolting drivers
- 5 Hilti setting tools
- 4 Petzl handbolting hammers
- 6 normal hammers
- 1 jar with maybe 10 or 15 deviation hangers with cord

②/4

3/4

File: smb://expo/expoweb/years/2008/logbook/2008logbook.txt

Page 2

- 1 large tin grease (**Need lots of syringes for 2009)
- 1 daren drum 1/3 full of carbide
- 1 measuring tape (faint numbers)
- 3 rope protectors

Food etc

- 1 full bag sugar
- 2.5 bags instant mash potato
- some dustbin bags
- some sandw. ch bags
- 1 Daren drum half full of rice plus 3 top camp meals
- 1 red square box with very small amount cheese powder (NEED full new tub) plus 6 top camp meals, without rice
- 1 clear drum milk powder and 1 packet instant mash
- approx 80 instant soups in yellow tub - ***Almost all tomato, need other flavours!
- 1 Daren drum almost full of custard powder

Food in very large Daren drum

- 4 slabs 2008 flapjack
- approx 80 Oatso packets, almost all plain or Golden Syrup - NEED other flavours
- 9 packets medium egg noodles
- 1 packet instant mash potato
- 1 tub salt
- tubs chilli, pepper and spices (rarely used and old - bring most down in 2009?)
- over 100 bars chocolate various kinds
- 25 packets instant noodles
- 1 tube tomato concentrate

Large clear plastic bag

- 2 tubs hot chocolate
- 3 camping meals and 1 pudding
- 2 jars coffee
- 4 bottles upopened Jalapeno relish, Branston (plus 3 opened ones packed elsewhere)
- 4 jars pesto, 2 green and 2 red (decant pesto out of glass jars next year??? Much lighter
- 1/3 small bottle Spritz 38 rum
- 2 packets muesli
- 1 packet sunflower seeds
- 3 toilet rolls
- 1 packet muesli in clear pot
- Bog roll daren drum with 1 toilet roll, 1/2 bottle hand cleaner, 1 candle and 15 working lighters
- 1/3 packet muesli in small clear tub
- in seal dry bag with 3 tubs hot choc mix
- 1 daren drum half full of tea bags

Next year suggestions

- new stretcher which can be left in Traungold (old stretcher can stay in Cambridge for rescue practise)
- Expo computer
- Expo scanner
- new emergency sleeping bag
- redo first aid kits from scratch - yellow one got very wet and no list of contents and no guidance for use plus lots missing
- put karrimat at bottom of Tunnocks entrance to sit on whilst waiting
- Peli cases for ponys so button doesn't get pressed accidentally so battery flattens and to protect them
- don't put food that spills (flapjack, powders) into the big food trunks as
- new huge Daren drum?? Really useful for storage

What worked

- curries
- tortellini
- Makita drills WHEN fully charged immediately before use

DL 4/14

TUNNOCKS QM UPDATE

07-38C - chokes after 3m

07-39C - 10m flat out crawl to small chamber
10m freeclimbable aven in L wall.

Ticked off Qms: 07-61A

07-92B

07-38C - chokes after 3m

07-39C

07-70A

07-68A

07-4A - vertical pressure tube up - downgrade to QM Bar C?

07-41A - Frank + Natalie rigged on 6/8/08

06-24C - too bright

MAIN TUNNOCKS RIGGING

① Entrance pitch: $30m + 30m + 80m$

Make sure rope goes all the way to bottom as hard to walk up slope as snow melts.

② Short traverse: $20m?$

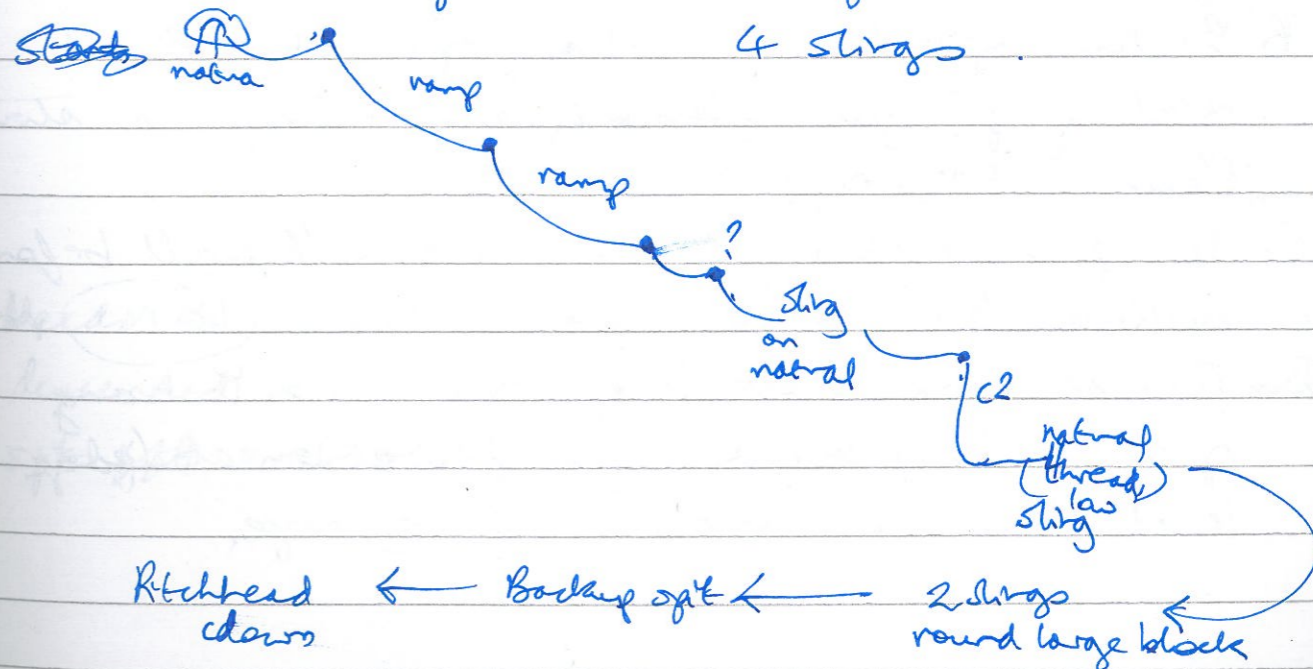
2 initial spits → 2 spits on traverse → 2 final spits

③ Nuisance 4m pitch: $10m?$

1 spit + 1 natural - use drill for better rig in 2009?

④ Laramie Lattaris traverse: $80m???$

Take several short ropes (so e.g. $50m + 20$, $30 + 40$)
so don't waste rope - about 8 spits + 3 naturals so
4 slings.



GRAVITY ALWAYS WINS RIGGING + BLIND + BROKEN

1. Pitches down Gravity Always Wins (Devious 1+2)
 - A. 2 Backup spits → reelay spit over edge. (34m) rope
 - B. At big ledge, 2 traverse spits → pitchhead spit → final spit about 2m below, at miniledge. (55m) rope.

2. Gravity Always Wins Traverse

Approx (20m) rope and about 10 spits if include initial 2 backup (same as these) + final 2 backup

3. Rides down Blind and Broken

- A. Two poor backup spits then use high reelay on left (as face rock) just over edge, not lower, left spit which rubs badly. (16m) rope.
- B. Backup spit then 2 Y-hang spits then final reelay spit just after big ledge, about 8m above floor. (60m) rope.
- C. Two poor backup spits on right wall well before pitch then two spit bar (web) Y-hang. (18m) rope
- D. Two backup spits on ledge then two Y-hang spits into huge boulder then deviation at ledge level about 10m from floor. (34m) rope.

THIN RED LINE RIGGING

1. 2007 Traverse across pitch heads (extra 3 spits added in 2008):
Spit then natural thread then 9 more spits (so 10 in total) Needs (28m) rope.

2. Thin Red Line

Three pitch head spits from midway along this traverse then about 5 reelay ending with ^{free-hanging} reelay ~~spit~~ just above sloping ledge (* two spits on this ledge. if need a break but this not needed to descend main pitch) then 5 reelay (approx) on lower section.
Was rigged with (40m) + (36m) + (62m) + (20m) rope.

LITERAL NORTH'S RIGGING

Needs re-rigging properly with a drill but in 2008 descended on 2 naturals ~~spits~~ then handbolted spit ~~spit~~ over edge. (15m) rope?

①
Stuff left in Austria 2008

- Expo Library
- 2006 Surveys
- ~40 kg Carbide
- Large blue drum containing ~170 instant noodles +14 + 9 Small ones
- 2x reels of blue string
- 30m UK extension lead
- One teddy bear, slightly singed
- ~30 x CD-R
- ~300 sheets of A4 paper
- Expo tent
- ~80 laminating pockets
- Box of 58 instant noodles.
- Box of 30 instant noodles.
- 20 bottles of chili sauce.
- 4 x 24 x 250g Egg noodles (Blue Dragon)
- 80 x flavoured Oats
- 6 x 200g Bisto instant Cheese Sauce.
- 6 x 1kg Sugar
- ~300 plastic sandwich bags
- Box of 20 flapjack slabs
- Box of 7 flapjack slabs
- Box of 14 flapjack slabs.