

EXPO 2001

Sun 5th Aug. Mark S travels to Austria.

An uneventful but pleasant journey via Venice (don't ask!),
Flew Stansted → Venice, then bus to Venezia Mestre station. Train
to Bud Ausee, arriving at 8.05pm (on the dot!) after 16 hours' travelling.

Mon 6th Aug. Mark S, Martin, Earl, Brian, Mike C.
Corry to 204.


Set off from the Bezrestaurant about lunch time, after ordering
fore Gemknödel in the said restaurant. ~~Car~~ Cargo was two
black water butts and the equipment to assemble the
waterworks at 204. At the Kratzer junction, there was a delay
of 15 mins 'cos Martin's butt had opened (it was being carried upside-down);
thankfully no shit fell out. Eventually arrived at Top Camp and
proceeded to 204. Nearly at 204, Martin had another accident with
the butt again. Earl + Mark took a detour to find a quicker route
from the Slubs to 204, but ended up just finding Gemknödelhütte,
to the west of 204 by a few hundred metres. A low entrance leads
to a couple of chambers & a club to the higher entrance. Eventually
Mark + Earl got to 204 (after investigating a hole with a drone and
a skeleton - chamais??). Set up some water-collecting equipment
and then walked back to the car park. Went to Base Camp,
Food in Hilde's. Weissier. Gössee. Tatty Pub.

Sat 04 / Sun 05 Aug. Danks + Martin go to Austria

Got up bam and packed. Drove to Cambridge for 11.
A bit of driving around to collect stuff from
various places. Halfway through extracting shit from

the final store to pack, I threw a 7 and landed on community chest:

COMMUNITY CHEST



Go to expo. Do collect 300m of rope you left behind, you dozy cunt.

Go indirectly to expo. Do pass Chesterfield.

So packed the car + then headed north to Chesterfield (130 miles, 2 1/4 hours away) to get the rope. 2 1/4 hours after leaving Cambridge, 1 1/2 of which were spent driving, arrived at base camp.

~~■~~ Zondag vijf Augustus. Tony, Mike & Betty komen naar Oostenrijk. Trein had natuurlijk zoals gewoonlijk weer vertraging. Eindelijk een ruime ~~aan~~ halfuur te laat in Hoek van Holland Tony & Mike tegengekomen; toen het voor elkaar gekregen om ongeveer een uur rond Schiedam rond te blijven rijden voordat we de hoofdweg konden vinden. Toen mix - behalve hele kolonnes Amerikaanse soldaten langs de autobahn in Duitsland - prima, hoe meer hoe beter. En ze reden met richting noord-west, dus geen probleem. Nach osten und immer gerade aus, und bring mir mein fahrrad zurück. Endat soort ding. Na nog veel meer saais eindelijk Oostenrijk - wakker geworden toen de weg ineens stopte en grindpad werd, maar dat gebeurde daarna nog 10x en is blijkbaar normaal in dit land. Oostenrijkers zijn blijkbaar vergelijkbaar met Duitsers, Belgen... ~~Wakker~~ Rond zonsopgang aangekomen; paar biertjes en wat te roken en slapen - in andere woorden - de reis overleefd.

zonder dat ~~de~~ allerlei illegaals uit onze auto was gejat door de moffen. En zonder dat we ergens een berg afgereden zijn. Verbaringswekkend genoeg - En ik geloof dat ik niets hatelijk over onze chauffeur mag zeggen dus dat zal ik niet doen maar hij heet Tony. Maar we zijn lewend aangekomen - 😊 You What? You did What? MCT

9-Aug Thur. Martin & Brian Steinbrucken
Rig 1st pitch, 2nd pitch, stitch this & thread down to Wolpertinger.* Go on jolly to Cave tree Chamber to check out what new stuff was discovered at end 2000 expo, via 110 bidet, no pain no gain Insig Chrb etc. on the way out drill new spit for Y hang at top of 2nd (Jim'll fix it) pitch).

* Deviate thread Pitch ~~from~~ ^{with} dodgy natural on left wall ~~to~~ looking SW above 99-06C QM deviating into potential water down pitch but away from ~~the~~ rub point and towards above QM.

10 Aug^{Fr} Martin & Brian.
Go down to insignificant chamber to push lead () Clump up to left TU 5

9-10 Aug Phil & Mike T go to Austria

Set off omstreeks 1900h → Eiland to pick up MCT. Tanked down MI to Cambridge - pick up stuff from Wozky. Drive to Dover to catch our Ferry leave. Slept. Ferry. Autobahn. Austria.

Speeding camera activated on A14.

Phil V: 1 MCT: 1. ∴ drive
decide on way home.

11-Aug-01 Becka + Martin Steinbrüchlenhöhle
 Survey down 24A QM from 2000, midway on left in Treeimplant passage. Easy passage ^{heading up} for 1 leg up to chamber with way on continuing (probably) up easy but loose climb - needs a handline? Then surveyed off lead just back from this climb, heading down + south, initially into small chamber with lots of snow and I thought I could see a glimmer of daylight above. Passage continued on other side of chamber, initially walking down v. attractive pneumatic passage then becoming lower, booping. Had to turn back (after 5 hours surveying) to reach call-out without finishing, so set an open ad. After 40 legs, I was still toasty warm + hadn't put my salolava on - regretted the extra ferry on the way out though. Survey called 'Crowning glory'. T/U This 30m

2/Aug/01 Becka + Martin Steinbrüchlenhöhle
 Andy + Wayne from TSG.
 Survey down 41A QM from 2000. Per Becka + Martin, after showing Andy + Wayne where 40A lead was, they set 2 bolts in to put handline / shunt - needed? on short climb up over pitch. After tooting back to find us to say their bolts wouldn't set, we eventually realised they'd omitted the core. Ah. They went back, got up + into QM passage, large, sloping up + they thought continuing to same direction as Treeimplant passage + ending in a large room with a fiddle climb to do, to enter continuation of passage. Martin + I surveyed ^{41A} up a smallish walking passage heading North, parallel to Treeimplant passage. Bridged over it, only ~5m down but seemed to be a couple more pitches below from rocks bouncing + the draft possibly came from it,

Well worth looking at.
 not very large but fine except for large, loose boulders at head of it. We continued surveying up to ~~the~~ aven with mud pile on floor, + then another branch off left, passage in brightish rift, small chamber to right, passage continued left into near flat-out-crawl, deteriorating to flat out crawl. Stopped survey at T-junction, ways L + R ~~was~~ about large enough to continue but fortunately our time was up. 30 stations in 4 hours. Met Peter two + headed out. T/U 7 1/2 hours (over 350m surveying in 2 days).

12 AUG 1 01 - SAMU TRIP AS ABOVE
 WAYNE + ANDY (FROM TSG)
 I'M MORE USED TO USING THRU-BOLTS AND A DRILL WHEN IT COMES TO CLIMBING SO USING A HILLI BOLT WAS A CHANCE TO ME. I THINK THE LAST TIME I USED A CONV? (WELL I CAN'T RE-remember) ANYWAY IT SOON CAME BACK TO ME WHEN I WAS TOLD WHAT TO DO!
 WE WERE DIRECTED TO CLIMB THIS SHORT CLIMB BY MARTIN + BUCKER. IF YOU READ THE ABOVE, THEY TELL YOU IN ON OVERCLIMBING ACTIVITIES - AFTER CLIMBING THE CLIMB, USING A SHUNT BECAUSE THEY CAN BE MOVED EITHER DIRECTION ON A ROPES, SO THERE IS NO NEED TO CHANGE DEVICES; IN TERMS OF ADJUSTING OR PASSING DEVICES. THE POINT I GOT ACROSS WAS, THAT USING A SHUNT IN THE INTENT INTERPRETATION OF THE CLIMB WAS UNUSUAL, AT THAT I COULD HAVE CHANGED MY MIND ON CLIMBING UP AND THE SHUNT CAN EASILY BE MOVED DOWN THE ROPES TOWARDS THE IF REQUIRED. I NEVER SAID THAT A SHUNT WAS REQUIRED, ITS SOMETHING THAT I USE AND SOMETHING ~~THAT~~ A DEVICE THAT I KNOW A LOT OF PEOPLE WHO ^{AND} USE THEM. YOU CAN

Becka + Earl -

204

15/8/01

Back to where we'd finished surveying down 12B yesterday at station 7. Surveying down into chamber (after putting in a largely superfluous 8m hardware). Turned left, free-climbed down to bottom of chamber, dandered down & over boulders into rift for ~20m until got to edge of very large pitch. 2⁺ second free drop + lovely clean shaft. ~~Back to~~ Surveyed all that. Back to chamber, continued surveying up passage on ~~left~~^{right}, heading up in steeping, wide passage until popped out into HUBB passage. Ignored right passage + surveyed along passage several QMAs + getting 5 consecutive legs of over 20m each. Finally ended on loose boulder slope leading up to hole in ceiling. Do-able but not great - the passage high above just before the boulder slope looked better. Back down the massive phreatic passage + met Martin, Tony + Letty. Sent them to look at the big bluff whilst Earl + I surveyed up right where we'd popped out into big bluff. Didn't go far, right ended in another boulder slope up, straight on was a good, draughting walking size passage. Earl + I went back to the chamber with Letty to tie up & finish the survey there whilst Tony + Martin surveyed the first left in the big passage which became a rift + then we could see their light from our passages near the chamber. Fine trip. Out.

T/U 9 hours

Martin, Tony and Letty

204

15/8/01

Pushed leads in. No pain no gain 2000-2B was pushed to the pitch under King Cardide just above pleasure dome. Pushed leads there which all ended in pitches into pleasure dome, apart from one which was left unpushed.

We then went to look at the stuff of 12B, we surveyed one of Earl and Becka's side passages to find ~~some~~ a number of white stalactites. We then met Earl and Becka who showed us the way to Swings and roundabouts. We had a tourist, then Tony I pushed a lead which looped back to a previous part of Becka and Earl's survey. Meanwhile Letty showed Earl and Becka the side lead to confirm the connecting survey stations.

T/U 9 hours

Anthony & Julia

Surface Survey

14/8/01

Set around until 5pm when it was sufficiently cool to walk more than 5yds without totally dehydrating. Surface surveyed from 204A to a hole Becka had spotted earlier in the week via 2 other holes. The first is a small downhill crawl at the bottom of a shale hole, looked at by Mike TA who declared it to be ^[now huffed 2001/02] a die. The second hole ^[now huffed 2001/03] was a short (~5m) downhill with passage going off. Survey puts this straight over the colonnade in 204 (which breaks a couple of awens). ~~Not~~ This hole had what appeared to be a freshly placed spit of unknown provenance. Neither hole has been huffed yet, though spits are placed for this. The final hole was descended by Mike TA & Mike C the following day...

Anthony, Duncan, Mick & Brian

204

15/8/01

Plan was for Mick & Brian to bait across a pit at the northern extremity of "Chocolate Salty Balls" while me & Dunks caught up with the surveying buddies. Got to Cave Tree chamber to find a rope hanging out of the roof and an Animal shod at the bottom - hence 204 had its third entrance. We were warned that the pitch head was "rather loose" but planned to ~~come~~ go out that way. Surveying proceeded at a reasonable pace, and we caught up with Mick & Brian just as Brian was preparing to place the last traverse bolt. At this point we noticed that there was no draught coming from across the pitch, so it came as less of a surprise when Brian teetered across to find all of four feet of cave. While we were there, we thought we might as well drop the pitch. At the bottom is a short horizontal passage leading to another pitch. This appears to be moderately deep as a stone rattled for 11 seconds down it...

Stepped on out and got to the bottom of the ~~new~~ entrance pitch. Pitch was very nice until the last 5m where the rope appeared to hang out of a "rather loose" boulder choke. One off the rope, the fun continues with an uplull squeeze through mobile boulders.

If this pitch is to become a trade route, some serious gardening must be performed because at the moment it is a deathtrap - one of the loosest pitch heads Dunks or I have seen in Austria.*

Duncan, Wayne

204

Chocolate Salty Balls

13/8/01

Survey of stuff pushed by Wayne + Andy on an earlier trip. About 120m of stonping passage heading mainly north from Cave Tree Chamber. TA 6 hours.

* This place is a fucking death-trap. It is in danger of major collapse. I'd give it a resounding 0 star recommendation.

17th

Friday ~~17th~~ Aug Eishöhe - Mission Impossible Connection seeking - Hils + Olly



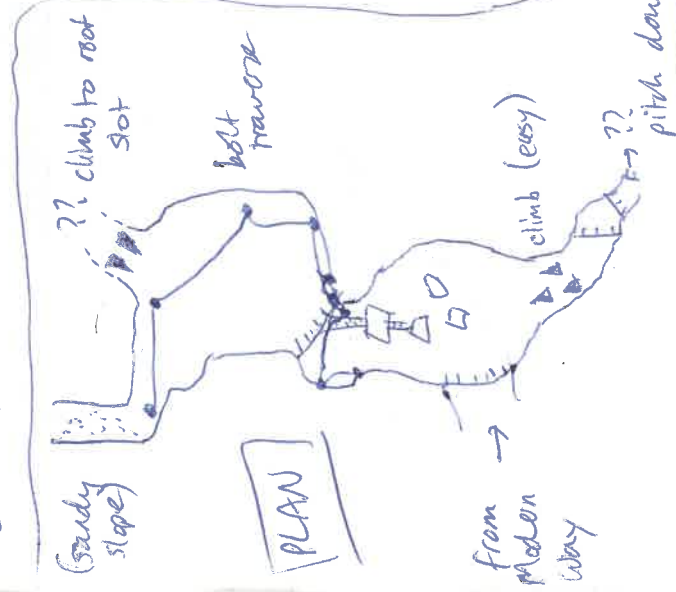
We heroically dragged ourselves out of our pits at 7.30 the morning after the Expo Dinner + headed up the hill to find The Connection - a bolt traverse around the head of Over The Top.

Olly wants to call this traverse "Too Hard For UCC" (I think on the grounds that he couldn't drag anyone else up here when there was 4k of open passage to be walked into on the other side of the hill, till an unsuspecting Oxford mug came along), but since he bolted the entire traverse while I fell asleep on a pile of rope, it might not be as appropriate as he'd hoped. Anyway, we (Olly) bolted the traverse, and found a loose sand/rocks slope

heading up a tunnel on the far side of the pitch chamber. The...

NOT surveyed

Heading back from Over The Top, (When I wasn't asleep) dropped a pitch to a rocky floor, with a slot in the wall at chest height, heading down a pitch of indeterminate length.*



No naturals + I didn't have a bolt kit, so couldn't go any further. It's heading the wrong way for a connection anyway (both horizontally + vertically), & Olly thinks it might drop into a known pitch whose name he isn't sure of ("The Mission Impossible Pitch" / "Olly's Pitch" ??). Stone rather varies between ~5s and ~10s

Sat 18th ~~19th~~ Sun 19th Aug

Eishöhle - Mission Impossible
More connection-seeking mit His + Olly
(... could from Fri 18th)

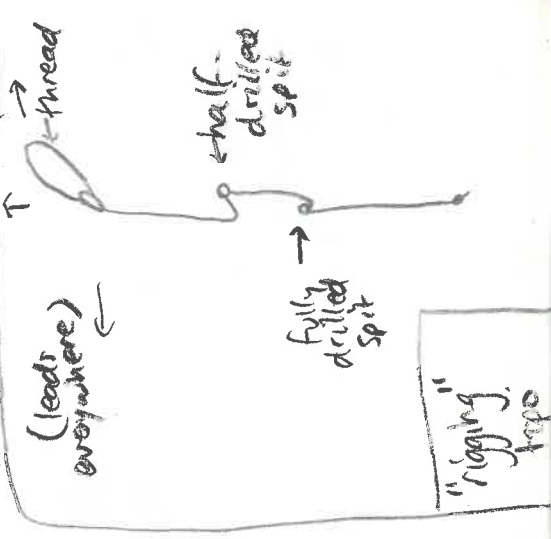


Yesterday (18th - bit confused...) we bolted ^{climbed} up a 20m 45° slope, beyond the sandy slope (see writeup of Fri 17th). This made us very happy, coz apparently the most promising-looking leads in KH around the Theatre - the nearest part to where we are - are unbolted up-pitches, so, we wanna get high...



On the 19th we gained a rift passage at the top of the 45° slope. It changes direction lots, has no roof or floor and is confusing. It feels like we're heading up an inlet, or possibly we've intersected one and could follow it up- or down-stream. Gosh to plot centreline to figure out what's happening... Olly (while calculating coordinates so we can figure out where the hell we're going): "Yay, we're 3 mm further North"

Following the rift upstream leads to a climb which I've temporary-rigged (needs rigging as a pitch really). At the top you can go left, right or up.... tbc....



Then decided to check out the downstream direction of the high-level rift, to see if it went anywhere different from downstream rift at low level (i.e. where we'd come from). It doesn't appear to, so we surveyed + derigged it.

The remaining lead is to continue climbing + travetsing in the upstream direction. Following upstream at floor level reaches (yet another) drippy aven but (yet again), a few metres before the aven, it's possible to climb the rift (which we've now done), and traverse across. (The rift isn't confusing any more - ~~then~~ linear, but hading and winding.)

Top came. Top 4 days. Don't know if I'm going back there, but someone else should ☺ And here's my most important Top Tip: wear crampons that stay on your feet. Otherwise you end up doing a

frighteningly friendly dance with Oly in order to claw your way out of Schneevulcanhalle. Ewgggh.

Hilary

P.S. derigged the bolt traverse (Too Across)* and the going - the - wrong - direction pitch from Pm 17th.

*but left the pendule in place, obviously

Becky + Earl 204B

17/08/01

Up + off early after the dinner. Pled up to 204p with 'bide + stuff' Underground ~ 1pm, still feeling a bit woozy after drinking too much last night. Down to Swings + Roundabouts. Surveyed phreatic tube to RHS at start. Pretty, inclining up, gets to large but not especially deep ^{→ + side passage linked back into S+R} pit. Back to S+R, + started to survey QM on LHS about halfway along as far as a pit in the floor. Out. T/A 6 hours?

Becky + Earl 204B

18/08/01

I think this was the 10am underground day. Back to Swings + Roundabouts. Finished surveying the LHS, QM ^{which we started} ~~now~~ yesterday ~~at~~. Climbed into pit in floor. No big ways on. Up over the top, continued to ^{loose} boulder choked area. Thought I could dig through in the floor. Moved enough stuff to wriggle myself down + got into *B16* passage with what looked like 3 ways on. Talked to Earl + started pulling boulders out of another small hole ^(so two ways out, ~~not~~ but loose) which we surveyed through whilst I tried to work out which way we wanted to head per KH. Then Earl wandered out into the massive phreatic ^{and} found a survey point ^{Earl wriggled like a marmoset mouse for a couple of minutes} ~~bum~~. Another QM A bided off. Had a slow wander up S+R + couldn't see any more obvious ways on so I decided to have another look at the loose boulder slope at the end. Noticed a largish solution tube at the top ^{above the} boulders, which ~~was~~ climbed into it + when it went up steeply + popped out near the top of

the pile of boulders in a chamber with a ramp off to the right + a ~~low~~ passage ahead. The passage had a 3m drop into what looked like the continuation of the Swags + Roundabouts main passage. hooled good!

Sittered back down the boulders to Earl, Happy, Out,
T/U 8 hours ?

Beckia + Earl 204B → 204D! 19/08/01

Back to shore had finished off yesterday. Continued the survey from the boulder pile up the solution tube ("Suspended Solution") + rigged a ladder off a natural

down into the passage below. ^{Noticed a moat in the chamber - hum.} It turned out to be a massive chamber, very attractive, huge ^{low} angled roof slab and boulder floor with a ^{bed of dry mud} river running through it.

Earl + I squabbled over who got to go first. One ^{main} way out - and a pile of snow + ice. Hum.

Then Earl ducked under another low roof ridge - and saw daylight. Slightly disappointed the passage had ended but a new entrance was the next best thing.

Chimneyed up about 6m + there were several places with light chinking through boulders but nowhere big enough to get out.

Earl put a bolt in from a ledge then hung off it as he hammered away at the boulders. After some considerable gardening (hard to stop Mr. Merson when he gets going so I just covered) he could squeeze out + then had a better angle of attack to kick down yet more choss. Put a rope on to protect the freed limb + surveyed out. The snow plug was rotten + q hard to climb out of + the rock above chossy. Got out to a fire + moved

west of the plateau + tried to decide which way was here. I persuaded Earl to surface survey back to 204D, fortunately not hot but it took some time + by about halfway I'd regretted putting Earl to survey but by then he wasn't letting me duck out of it so we stopped on with me getting increasingly tense + grumpy. Eventually Mick heard us + found us another surface survey station (2001/03?) to survey to. Then Earl was a hero + went back down the 3 piles of 204D to fish out my SRT gear.


T/U 6 hours, Beckia; 6h 45min Earl

Mick,
Beckia + Earl GNDN Cave 20/08/01

Walked to 204D, showing Anthony where it was. Put in a tag bolt for it + surveyed to it. Then we all wandered around the area looking for likely entrances. The ~~egg~~ skylight in the 204D shake-hole looks into a cave with a large entrance (with a smashed glass bottle on) which quickly closes down with the only QM being at the base of an icy ramp which looked like it was filled with boulders but its worth someone going down to check out as its an interesting position. Lots of entrances in the area but we only found one really promising one which was drafted out strongly from a small horizontal entrance. Earl happily dragged out rocks until I could squeeze in. It went in ~5m horizontally then into hanging rift. I climbed down ~5m to the head of a pitch + various possibilities. Back out. Earl in to rig pitch whilst Mick + I surface surveyed ~~to~~ from 204D tag bolt to new cave + put in a tag bolt above its entrance. Mick + I then continued the survey down to Earl. Pitch went down,

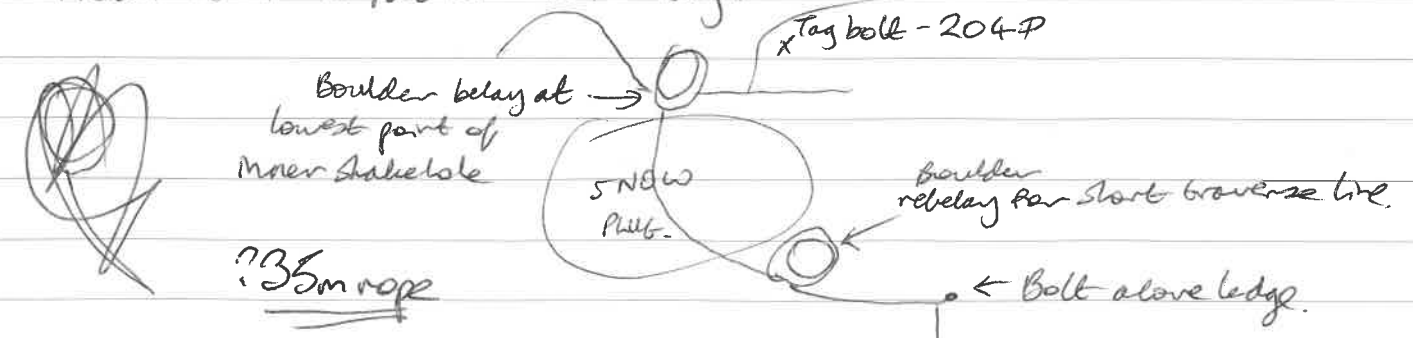
Only about 50 metres from 204D,
down the hill + N

Still having, to large snow+ice plug... with no way on + we seemed to have lost the draft. Surveyed to far side of chamber then back out. Earl derailed + Mick + I went into passage at top of pitch which had two LHS small leads off, both of which drop into steeply descending rift (the second one being too tight to go through). Mick dropped well down into this rift, which kept going, though, without much draft, to a small way on which he reckoned would drop into the pitch. It's possible we did miss the way ^{in the cave} as we seemed to have lost the draft down the pitch. Worth another look around probably.



Becha, Earl + Mick 204 D 21/08/01

Filled the entrance to 204D (as well as coming the route here from 204B). Put on 204D tag.



Down 204D, up ladder + looked at QMs at top of ladder.

The ~~one~~ having rift on LHS went up q.a way as a freeclimb, drizzly, some not too entering ways on. To the right just looked boulder-choked. The solution tube on the LHS above Suspended Solution was boulder filled after ~ 5m. Down ^{past} Suspended Solution + Earl put in a bolt on LHS wall above the first section of boulder slope (~4m off the floor of Swags + Roundabouts main passage) + I belayed him as he traversed around the rocks (after hammering off the worst class, of which there was a lot). He ducked through under a boulder to get to a smallish aven, with a QM up a 3-4m climb + short slope on RHS leading to a solution tube leading steeply down, not drafting, would need rigging. Tube also went up but got small. Rerigged the traverse + back to the entrance rope. Earl + Mick climbed up in the small chamber between the entrance rope chamber + the big main chamber with the ladder. Freeclimb led to large aven above + hole down into the big main chamber. Two dodgy climbs possible off this. I squeezed past a boulder at floor level in this same chamber which led to a crawl + then a body-sized tube left off to the left which opened out into a small drizzly aven. Obviously tempting fate to say so, but I think Earl + I have now looked at all the promising leads off the 12B series (Playground, Swags + Roundabouts, Suspended Solution to the 204D entrance) except a branch of pitches. The pitch off to the left of the chamber after Playground is very large, not especially deep + would be nice to rig, probably the best of the lot, with the next best being up the walking passage / phreatic off first right as you enter Swags + Roundabouts (by the small boulder slope). Ah, then Mick + I hauled down the hill to have a look at some of the ~~large~~ series of huge, collapsed talus-holes at the bottom of the plateau. Not v. much that looked too good - not surprising given everything is so salted? Area around

204D seems more promising. On our way back up we found another cave, only ~50m from yesterday's GNPW cave, continuing in same direction from 204D. In horizontal crawling entrance which drafted, down of steeply sloping walking passage. Daylight from left + tube up on right filled with rocks. Dropped into chamber with loose boulder floor. Beside way on, squeezing over rocks. Definitely worth another look and, as at GNPW cave, we seemed to have lost the draft somewhere.

T/U 4 hours?

Phil U, Mark S, Mike C, Mike TA, Dunks 19.8.01

Preparation for 161 tourist jolly.

Mark & I wandered up to 204 to pick up our kits, & met up with Mike C, Mike TA, Dunks.

Stomped over the Hinter & went down to 161d, pausing to place a lovely blue polyprop handline off a very itzy bolt. The plan now was to stomp down to the Stögerweg & go back to the Bergrestaurant. However, we instead found a nice grassy traverse and, at ~1600m altitude, met some random Austrian walkers & tried to follow them, hoping they knew a nice way off the hill.

Unfortunately, it turned out they were hoping we knew a nice way off the hill. 3 hours bundle-bashing later, we had found a ratty way off the hill. Part of this was on a heavily engineered route - Thilo claims responsibility for this.

TU. Nat.

Phil U, Mark S, Mike C, Mike TA, Dunks. 20.8.01
+ 4 Austrian cavers

Tourist trip to 161d.

Decided to go via Top camp after all, as we thought our guests wouldn't be too impressed with us taking them on a 3-hour bundle-bashing tour of the VSt.

One bloke (Swiss, 70, half-aked) decided to drop out, as he thought it would be very climbing boot ruining in the rain. And he hadn't even seen the bundle traverse.

Got to the cave with a minimal amount of wibbling.

Nice trip to zombie stone, and then up to tribulation & minor surprise. Escorted with a short detour down alternative universe. Walked back to the Bergrestaurant, and it only rained for the last 15 minutes.

TU 3 hours.

22nd August 2001 Duncan Hilary 204

Went to look at a gym recommended by Earl, to the left of the passage from Bonsai Crawl to 204d entrance. Just beyond the roped climb down, shiv down some well dodgy B14 boulders and along about 10m to head of pitch. We were under the impression that the pitch was very wide, but the bottom was no great distance away, so we had only brought along a selection of fairly short bits of string. In fact the ~~pitch~~ pitch is rather deep, possibly more than 40m. We tied the bits of string together, looped one end round a flake, and Hilary started bolting (we had planned on using my drill, but it had been 'borrowed'). Two abortive spots later, a total rout occurred, and we buggered off out via 204D entrance.

TU 2 1/2

23 / August / 2001

Annun Hilary 204

QM that doesn't exist just before 799-14c (2nd hole in floor marked after passage to Millennium Dome).

~ 4m climb down, followed by another similar climb immediately. Descending tube choked with rocks (two of which I had inadvertently booted down there earlier) which had to be excavated with feet and stacked in limited space at foot of 2nd climb. Way on was blocked by large flake, which succumbed to a few wellie-blows. Squeezed past the fallen flake feet first, and passage continued round ~~the~~ r-hand bend. Sudden acetylene leak, plus concerns about ~~returning to squeeze~~ past mobile rock, caused a rout. Hilary ~~pushed~~ a go west, and was able to turn around just before the squeeze. Crawling in the conventional, head-first direction, she progressed to a small area, and called for me to follow with snowy gear.

After this point, the passage continued and enlarged slightly, passing over a hole in the floor and ~~the~~ enlarging to sloping height. Caught up with Hilary on a ledge overlooking a large chamber. The passage appears to continue on the other side, and doesn't look too hard to reach. There is a big ledge ~ 6m down, and then blackness, perhaps 400m deep. The chamber is called '7-11 Chamber', as those were the rope lengths we had available, and the crawl is called "Merry F*cking Christmas". Surged out, which was not as grim as I expected.

TH 7 1/2

24-8-01 6am

Is it against The Rules to write friendly little notes in the logbook? Oh well.

Thanks for letting me gatecrash - it's been a top week! Top caves, top beer, let me see what else, oh yeah the people were alright too. Hope the rest of expo goes stormingly!

I realise I owe you lots of money. Send me the bill (won't be able to pay it till October, in China ☺)

Hope to see most of ya @ BCRA!

Hilary ^{aise}

2001-08-08 Tony Letty 01 Eishöhle

Van Gogh's "Dead Fly" period.



Rigging trip. I descended while Tony and Letty fiddled crampas. Used 40E (Eistunnel / Elephants' Asshole) entrance, since it's open this year. Popped up Mission Impossible climb from its ice at bottom, but came out with a bit

of tugging. However rope above rebelay is approx. 1/2m below ice. Tried to rig up original bolts, but they've not been greased and are too rusty. Return to entrance to find Tony and Letty just about to descend. Return to climb and ascend using ice screws, and rig new rope from rebelay rig ~~to~~ as far as the duck, then exit and return to base (belay not yet set up). T/U: Tony, Letty 4 hours; Olly 5 hours.

2001-08-14 3 Tony Letty 01 Eishöhle

Finally return with a working drill. Plan is that I rig in to the lead and start to bolt traverse; meanwhile Letty can put in her first hand drilled spit, for a deviation on the big ice pitch.

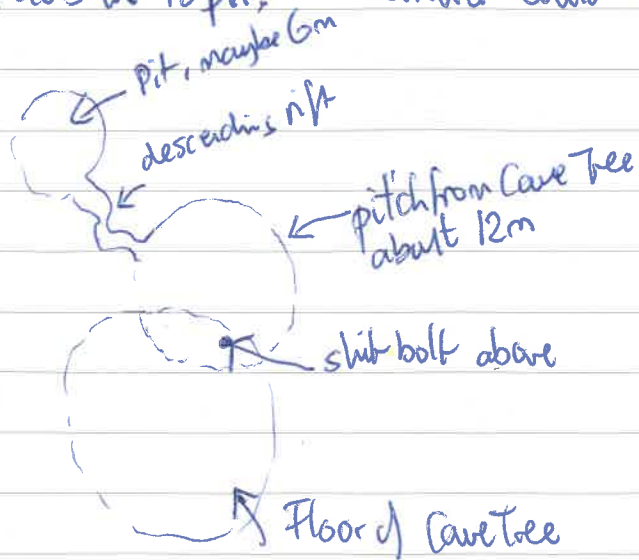
I'm just about ready to start bolting when Tony and Letty catch up. Tony is very odd from sitting in the draught while Letty bolted, so we exit instead.

T/U: 5 hours

ISFUG 01 Mike TA + Mike C 204c (hopefully)

Went up to rig the entrance in the gully found by Martin/Becke/Carl a day or two earlier. Clambered down to the pitch head wearing dry goats, knocking down a fair quantity of crap, and put in bolts for a Y hang, then back to the surface, knocking down a further fair quantity of crap in the process. Geared up & went down again, knocking down another fair quantity of crap (get the idea??). I rigged an absided down through the ~~pitch~~ pitch head, endeavoring not to knock down an extra quantity of crap, but with limited success. Put in rebelay about 5m down below lots of hanging death, then an easy 30m^{ist} down to another rebelay in big shaft about 6-7m diameter. While putting this in Brian & ~~the~~ Mike passed below - this is Cave Tree Chamber - stb entrance is 204c indeed. Landed at bottom of pitch and retired for safety to other side, and shouted for Michel to come down. Ant & Dunk arrived while he did, and sheltered in passage while some crap came down the pitch. Michel then bolted the drop at the bottom of Cave Tree. 100% stit bolt but if still got the Mike TA *Seal Of Approval* so he got to go down on it :) and so did I. At the bottom there is a fit rift to a perhaps 6m shaft with a puddle in the floor so probably blind. Pussicked back to Cave Tree then ~~on~~ out one at a time

This pitch is crap, you do not want anyone ~~on~~ below the first rebelay while someone does the top!! The entrance could maybe be stabilised!!



T/U 4 hours

19/8/01 Surface stuff + looking at horizontal below 204c Anthony & Julia

Went off to 204c to place a big white Julia bashed in a belt, I went for a wander down the adjacent gully, which is littered with shafts and also a 1m square ^{horizontal} entrance. This was interesting, so we investigated further. Entrance passage slopes downhill for ~5m and meets a cross passage which is choked left and a badly sored gravel right. This leads to a 3m deep pit with the roof tube carrying on beyond. This didn't taste massively promising, but was definitely oversuit country, but the cave was definitely ~~with~~ ^{worth} a try and an underground survey.

The tube was trending uphill parallel to the gully, so the thought occurred that maybe it popped out of the hill higher up. Found a pile of boulders a little higher up which appeared to conceal a blank space. Shifted a couple of rocks out of the way and an entrance appeared, so while I put a ^{nut} bolt-in at the first entrance, Julia investigated. She found a descending tube ~~was~~ heading towards the first entrance, via a couple of bouldery squeezes, with a blank space apparent beyond. Rocks dislodged in the general direction of this blank space went rubble, brown, bang etc etc, so she ran away quickly.

Did surface survey from first entrance to 204c, then adjourned to the Stone Bridge for a protruded brew. Returned armed with an oversuit and survey gear. Sure enough the continuation of the badly sored tube beyond the 3m deep pit ends in a pitch ~~on~~ thus ensuring a return...

20/8/01 Rigging horizontal Entrance Julia + Anthony

Having been a bit slack the previous day and jacked a bit early, I volunteered to put the back-up bolt in for the pitch we'd found. Anthony had told me that this would be shit, but I can't have been listening too closely. *NOTE TO SELF - DON'T ~~volunteer~~ volunteer to bolt something you haven't seen before.* Didn't get off to a very good start. My options

for getting to the pitch head were to attempt a tricky looking climb out of the pit, or crawling over a tube over the pit. I choose the latter, but didn't fancy the short section of free space (over a 3m drop) between one crawl and the next. Unfortunately, to get down to the climb I needed to reverse out of the tube and traverse backwards over the pit. I didn't fancy this without someone telling me where to put my feet, not being able to turn round (or see thru the back of my head) so I called back to Anthony, who grumbled a fair bit as he was getting charged in a leisurely fashion and didn't want to risk. Sat all day in my tube for 20 mins, then Ben turned up and assisted me in traversing backwards. Climbed up into the crawl to the pitch, and took a while before being able to find a position that was bearable to be in whilst placing a bolt. It was shit, in no uncertain terms, and placing the backup bolt took a long time, due to the cramped position I was in.

After that I sat and nudged Anthony back. It was possible to turn round at the pitch head but being a bit of a fuckwit, I opted to remain with my feet heading back into the crawl. I was consequently extremely uncomfortable as well as cold, so we jacked after Anthony had placed a pit hang bolt and a rebeelay bolt 3-6 metres down. Not the most productive of days...

TU 6 hours.

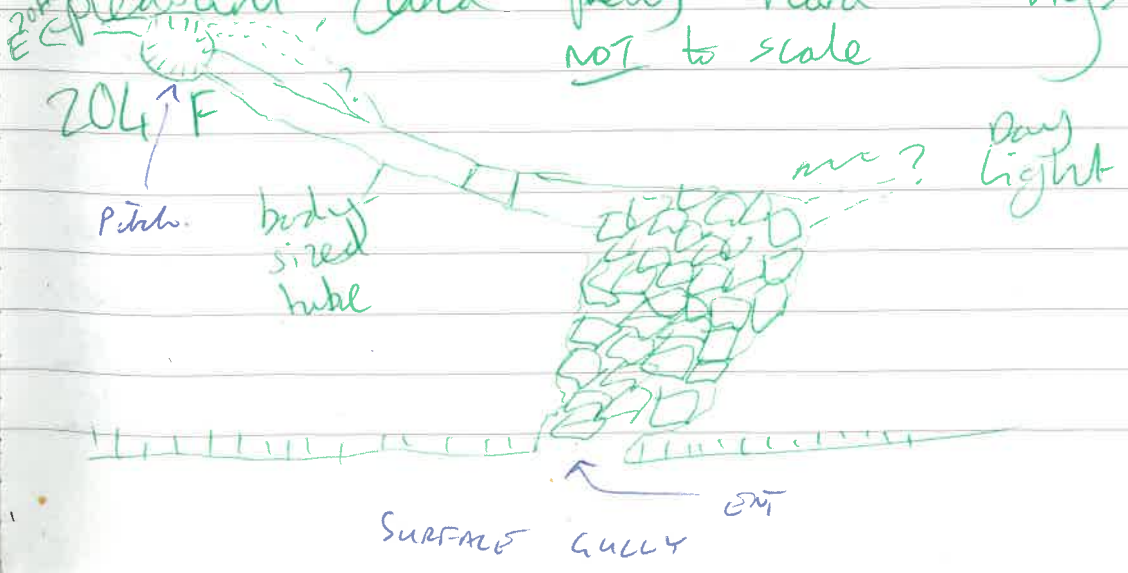
"Gemknödel's Revenge"

Julia + Anthony

21/8/01 Rigging down 204E Entrance.

All too soon we were back in that scummy hole. As it turned out, we didn't need anymore bolts. Got down via a rebeelay and two deviations, down a pleasant 25m shaft, and pretty soon discovered we were in 204, due to a PM on the wall. Misread the compass and stomped off down dip then back and had a quick poke around looking for triumphant passage. Turns out we'd dropped into ~~the~~ Crowning glory. Surveyed the pits on the way up (except for the plumb to the bottom of the pits, which we did on the way down, ahem), it was a little crap doing a couple of bloody steep legs, followed by muddy scummy surveying the crawl at the top. 204E Entrance is to be called "Gemknödel's Revenge".

Finished the survey, went back to the Stone Bridge to cancel out our first call out, then went back again, Anthony to derig, and me to establish a verbal connection with 204F and the pits. Sure enough, Anthony shone a light thru to me, we'd found another entrance. So I put a tag on it, 204F is unrigged, it would be a shorter way to the pits but not very pleasant, and pretty hard to rig, not to scale.



TU Julia 5
Anthony 6

18 Aug 01 Mike A - Mike C 204B

Went down to look @ that passage opposite thread pitch rebelay. Decided to be optimistic & took 50m rope (as we were sure to get to KH:-) But it fills with soil after about 10M, so surveyed anyway & suggested orf alt.

TU 2 hours

22/8/01 Surface survey to "Olly's sucking hole" Hubery & Phil

Surface surveyed from 204a to what is thought to be the "sucking hole" found by Olly & Phil in 2000. There appear to be two entrances, a very large (6m x 3m) loose entrance, and a much friendlier looking ~ 5m deep which would be much easier to rig. The larger entrance is tagged 2001/04.

2001-08-25 More ~~quality~~ quality, but even less quantity Eishöhle
Martin Olly

Back to Eishöhle with a new recruit for the uphill caving club. Today's plan is to try to get to the top of the rift and see if there's a phreatic tube there.

First time on crampons for Martin, but he copes well. His carbide causes more problems though (later he discovers a hole where the tube attaches to the generator).

At the top of the ramp we try climbing up, Martin bolting. We soon discover a phreatic tube ascending at the top of the rift. After 3 bolts from Martin and a couple from me we call it a day and exit. We seem to have reached the rift above the inlet chamber.

T/U: 8 hours

2001-08-27 Reading for the sky... Eishöhle
Martin Olly

I head in first and tweak the rigging on the way. Get to the pushing front before Martin and get most of a bolt in before he arrives. A second bolt gets us across the chamber and another gives a traverse to a level which emerges in the side of what I think is the final open chamber I reached with Hilary. We need to keep at the top of the rift I think. We also need more rope, so retreat back down the rift, surveying as we go. I stick in 2 more spits to improve the rigging at the end of the traverse while Martin does the top of the rift. Then I travel along the bottom and stick in a spit to tie the end of the rope to while Martin re-rigs the rope down the inlet chamber. A 26m rope just fits the bill nicely. I ascend and stick in 2 extra spits. One more would get us back to the top of the rift, but we decide to head out so we can get down the hill and recharge ~~the~~ the drill battery. Stick in more spits on the way out - one for a rebelay on the ^{inlet chamber pitch} ~~junction~~ ^{pitch}, one on each side of the pendule, two on the Modern Way traverse to take a higher route and two on "Good Afternoon Mr. Phelps" - one to stop the traverse line freezing into the ice and a deviation to keep the hang rope clear of the ice. Also a spit to replace the ice screw - a higher belay should improve the ~~the~~ rigging on both sides. The hand drill battery has now done 21 spits in 2 trips (including one for a tag on 40s) using a "cross-tipped" bit, and I'm getting good at judging the depth for the HKD spits. Still no nearer to KH though. T/U: 8 hours

2001-08-28 "Merry Fucking Christmas" 204 Dunks Earl

Early start from biv. at stone bridge, but despite having packed gear the previous evening, didn't get underground until 12:40. Spent some time shifting rocks from the previous trip's spoil heap to make more room, and then Earl set about the boulder squeeze with a lung

hammer w/pt it was possible for us to remove the somewhat diminished remains. Then tedium getting ourselves out tackle through the crack.

One of 7-11 Chamber, 3 spits and 11m rope got us down to the ledge, and a further 3 spits and 19m rope was more than enough to reach the other side and the foot of the climb. Climb was only about 3 or 4 m, and easy. Placed a bolt for protection towards the top, largely because I could. Disappointingly there was no passage leading off on the far side, just a 6m pitch with a small stream entering from above.

At the foot of the pitch, a very tight nasty streamway* lead off almost due S, so took off string gear and throtled down it. It goes round a very awkward bend to the right after ~4m and then one has to throtle in a widening ~1m above the stream. After about a body length, could see the passage turn right again, and it got edgier - lobbed a rock down to confirm presence of a big pitch, almost certainly that in the floor of 7-11 chamber. Retreated back to the end of

MFC overlooking the chamber, where Earl set off rigging a lumatic traverse 'Dancing with Boulders', using sky hooks, virtual naturals and probably a fair amount of divine intervention to reach ~15m of small passage which again led to the same big pitch. After Earl had made a rather exacting return journey across his traverse, we decided to call it a day. So did my lights, and getting everything back through the small stuff was crap. Borrowed a light off Earl, and we were both out by 11:20 pm.

* 'Intidetic Pagan Scum'

TU 10 1/2

30th Aug 2001

Duncan's Tasty Dish

Pot. Ht.

Written down by popular request.

- ① Pan
 - ② Add start of oil
 - ③ Add " soy sauce
 - ④ Chop 1 onion into little bits. + add to pan
 - ⑤ Chop 2 cloves garlic into slices + add to pan
 - ⑥ Sprinkle into pan stuff like: garam masala powder
 - ⑦ ~~bit - chop~~ Newly forgot... the important bit - chop heavy-as-lead bread into small cubes and add to pan
- | |
|--------------------------|
| cardamon seeds |
| ginger powder |
| mixed herbs |
| more |
| other yummy stuff. |
- ⑧ Light stove + start frying, turning contents occasionally
 - ⑨ Crack 3 eggs into cup + whisk
 - ⑩ Sprinkle into eggs more yummy stuff
 - ⑪ Add start of ~~soy sauce~~ eggs.
 - ⑫ Whisk stuff into eggs
 - ⑬ When stuff in pan is going - bit crisp and slightly browner tip egg mix in.
 - ⑭ If possible turn the omelette in one piece (hu hu!)
 - ⑮ Probably end up just stringing it around the pan. make sure it cooked through + then eat.

Rave Reviews!

Very yummy indeed. Mark S.
XLENT. Brown

August 30 2001 204 99-01C Earl

Britain and I had rigged the traverse at the top of Jim'll fix it (on the right) back in 2000 off some quite dodgy natural. Britain was stopped by a pool of icy water over ice, so I returned with some siphoning tubes to drain it. Roped the traverse with an 8m rope (only just long enough), 1xby hanger, 2 tumb's 2 slings + 2 malleos. The pool of water had gone, replaced by 4" deep mud followed by a bank of earth/mud, which choked the passage. The alternative way on, a small slot near the traverse, was thought to be too committing given that I was on my own.

27.8.01 "Olly's Sucking Hole" Phil V, Mark S

Went to investigate this draughtily orifice. Initial entrance climb is fine, if you chimney down on the (R) side. At the bottom, there are three ways on. The first one goes back under the entrance, down a boulder slope, to emerge in a large chamber "Cheesy dip". There are a number of small ledges etc, all dried. In the rock is lots of daylight, coming from 2001-046. Left from the entrance went down a loose slope (blowing). Right (sucking) went along a bit. We decided to do some surveying which required rd point which was at the bingy site. So we went and had a cup of tea for a bit. Came back with surveying gear and surveyed the L.H. route to a ~ 5m deep pit.

2001-08-29 Carry on up the rift

Martin Olly

TU ~ 6 hrs

A bit more rigging on the way in, then we continue from where we left off, me on the dynamic rope bolting and Martin rigging static behind. Higher up, just as I run out of rope, there's a choice of routes. We regain the stream canyon off to the right, or there's a tube to the left which can be free-climbed to and leads to another stragway. Martin catches up

and bolts up the streamway to the side. The canyon becomes too tight at the head, though a tube up to the left looks like it bypasses this. We sunny out and get back to the bing at about 2:30 am.

2001-09-02 Breakfast bei Affanssel
Drinks Mick. TU: 11 hours

Receipt Now it's Tomorrow. Trumper is busy outside the pond but hurling his blame. Support now we have cycled from Affanssel full of good evening - persuasive arguments having seen the bits. Apparently it's the biggest MINNERS (!) in Austria. Lots of young women. A good evening, Best you all wish you'd come along... Well - some again tomorrow night. We've been assured that tonight is the warm-up and that it gets even better. A good evening.

The 4 Sep '01 204c Jerry. Duncan

After Bierfest had streaming shit, probably due to dodgy road chicken. Dr. Phil gave me a couple of immediate tablets, and that dried me up for the walk up on Monday evening.

Apparently immediate usually wears off within 24 hours or so, so I wanted to have a crap before even thinking of going underground, to see if my guts were still pumping out hisherata. Didn't especially ^{care} about catching short, midway up a loose pitch - it would just be too ironic.

Eventually it got to about 7pm, & Z thought "So it's a ~~put my gear on~~ got out of my pit & put my gear on, just in time for the first of the two other den teams to emerge.

Strolled through the clay to the entrance, where a strange thundering sound could be heard. Clambered down to the pitch-head, where Z could see that the pitch below was quite well watered. Considered jacking quite seriously for a while but decided to suck it and see.

Although a considerable stream was falling from the course of the rope, it was quite well concentrated and possible to avoid (mostly) by judicious fending-off of the wall. The 10ft above the final rebelay was a bit crap because the rope was sharing a gutter with the water.

Took out the rebelay, changed over & prussiked out descending as Z went.

At the pitch-head I was beginning to think 204c wasn't so bad after all, and was sussing out what needed gawdaining

By the time I'd stuffed the rope into a bag Z quite liked the place. Then as I was ascending one of the chambers up to the surface a large block fell out, and ended up resting against one of my knees.

Took a while to suss out how to let the boulder drop without it hitting my other foot or me falling down the chub, but sorted it out. Is Done!

This entrance is currently still well dicey. However, careful, considered kicking down of loose crap, combined with a more defensive rig may make it OK for regular use.

TU (1)

PS: eventually managed to move my bands some 82 hours after taking immediate Zmmadium is good shit.

2001-08-26/28

Martin Oly

Surface explanation. Found and GPSed 9 caves above ~~ro~~ up on a flatish bit of limestone uphill from the row of eis hole entrances. Co-ordinates and notes see Oly. Photos of entrances in Martins and Oly's camera. 4 caves, 232, 233, 234, 235 were surveyed and have been drawn up.