

# 1623/2007-71 Korokorohöhle



Original Scale 1:200



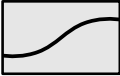
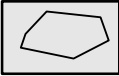



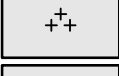



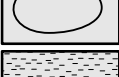




2007-71 Explored and surveyed by CUCC 2007 & 2015 at BCRA Grade 5C

97 Explored and surveyed by CUCC 1977 at BCRA Grade 1A

*Length:* 99 m

*Depth:* 15 m

## Legend

	wall		rock border
	presumed wall		debris
	debris		ice
	cross-section		snow
	air draught		border
	pitch		clay
	passage gradient		water flow