


1623/101

Original Scale 1:100




Extended Elevation

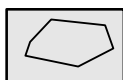
*Length:* 33 m (surveyed)

*Depth:* 12 m (surveyed)

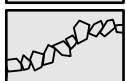
Legend



wall



rock border



debris